
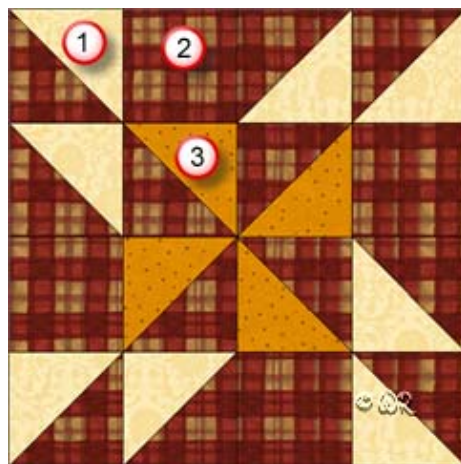


Year's Favorite



12" finished quilt block
8" finished quilt block
6" finished quilt block

Fabric Placement



Year's Favorite

12" finished quilt block

How-to Notes



Bisect square on one diagonal



Bisect square on both diagonals

*All seam allowances are $\frac{1}{4}$ " unless noted otherwise

1



Background fabric 1

Cut 4 squares $3\frac{7}{8}$ " and bisect on one diagonal

2



Fabric 2

Cut 4 squares $3\frac{1}{2}$ "

Cut 6 squares $3\frac{7}{8}$ " and bisect on one diagonal

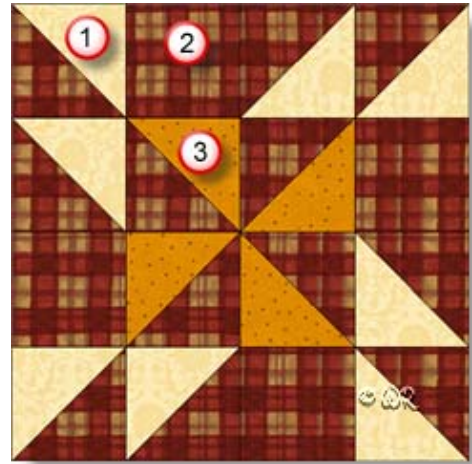
3



Fabric 3

Cut 2 squares $3\frac{7}{8}$ " and bisect on one diagonal

Fabric Placement



Year's Favorite

8" finished quilt block

How-to Notes



Bisect square on one diagonal



Bisect square on both diagonals

*All seam allowances are $\frac{1}{4}$ " unless noted otherwise

1



Background fabric 1

Cut 4 squares $2\frac{7}{8}$ " and bisect on one diagonal

2



Fabric 2

Cut 4 squares $2\frac{1}{2}$ "

Cut 6 squares $2\frac{7}{8}$ " and bisect on one diagonal

3



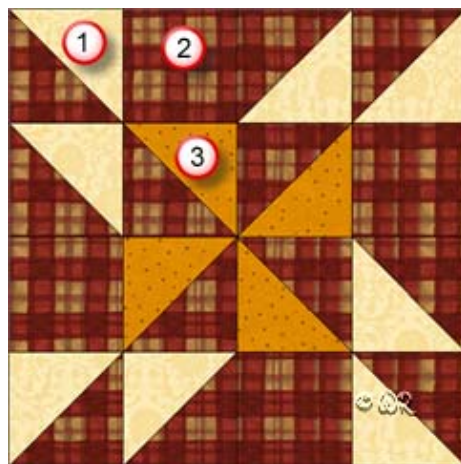
Fabric 3

Cut 2 squares $2\frac{7}{8}$ " and bisect on one diagonal

Patchwork Square

Free Quilt Block Pattern

Fabric Placement



Year's Favorite

6" finished quilt block

How-to Notes



Bisect square on one diagonal



Bisect square on both diagonals

*All seam allowances are $\frac{1}{4}$ " unless noted otherwise

1



Background fabric 1

Cut 4 squares $2 \frac{3}{8}$ " and bisect on one diagonal

2



Fabric 2

Cut 4 squares 2 "

Cut 6 squares $2 \frac{3}{8}$ " and bisect on one diagonal

3



Fabric 3

Cut 2 squares $2 \frac{3}{8}$ " and bisect on one diagonal

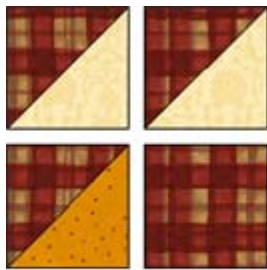
Year's Favorite



Make 4



Make 8



Make 4

