





Wyoming



12" finished quilt block
9" finished quilt block
6" finished quilt block

Wyoming

Sample Quilt Layouts



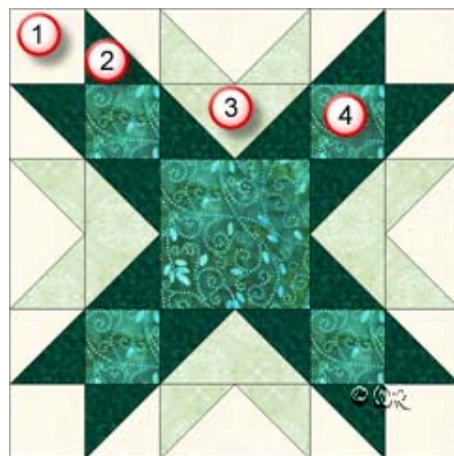
Patchwork Square

Free Quilt Block Pattern

Wyoming

12" finished quilt block

Fabric Placement



How-to Notes







Bisect square on one diagonal



Bisect square on both diagonals

*All seam allowances are 1/4" unless noted otherwise

<p>1</p> 	<p>Background fabric Cut 4 squares 2 1/2" Cut 4 squares 2 7/8" and bisect on one diagonal Cut 1 square 5 1/4" and bisect on both diagonals</p>
<p>2</p> 	<p>Fabric 2 Cut 8 squares 2 7/8" and bisect on one diagonal</p>
<p>3</p> 	<p>Fabric 3 Cut 4 squares 2 7/8" and bisect on one diagonal Cut 1 square 5 1/4" and bisect on both diagonals</p>
<p>4</p> 	<p>Fabric 4 Cut 4 squares 2 1/2" Cut 1 square 4 1/2"</p>

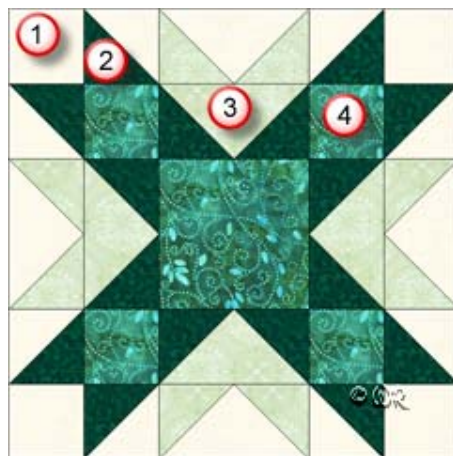
Patchwork Square

Free Quilt Block Pattern

Wyoming

9" finished quilt block

Fabric Placement



How-to Notes



Bisect square on one diagonal



Bisect square on both diagonals

*All seam allowances are 1/4" unless noted otherwise

1



Background fabric

Cut 4 squares 2"
Cut 4 squares 2 3/8" and bisect on one diagonal
Cut 1 square 4 1/4" and bisect on both diagonals

2



Fabric 2

Cut 8 squares 2 3/8" and bisect on one diagonal

3



Fabric 3

Cut 4 squares 2 3/8" and bisect on one diagonal
Cut 1 square 4 1/4" and bisect on both diagonals

4



Fabric 4

Cut 4 squares 2"
Cut 1 square 3 1/2"

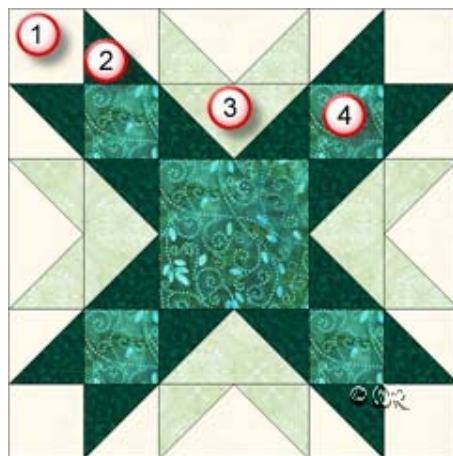
Patchwork Square

Free Quilt Block Pattern

Wyoming

6" finished quilt block

Fabric Placement



How-to Notes



Bisect square on one diagonal



Bisect square on both diagonals

*All seam allowances are 1/4" unless noted otherwise

1



Background fabric

Cut 4 squares 1 1/2"

Cut 4 squares 1 7/8" and bisect on one diagonal

Cut 1 square 3 1/4" and bisect on both diagonals

2



Fabric 2

Cut 8 squares 1 7/8" and bisect on one diagonal

3



Fabric 3

Cut 4 squares 1 7/8" and bisect on one diagonal

Cut 1 square 3 1/4" and bisect on both diagonals

4



Fabric 4

Cut 4 squares 1 1/2"

Cut 1 square 2 1/2"

Wyoming

