


Patchwork Square

Free Quilt Block Pattern

Woven Chevron



12" finished quilt block

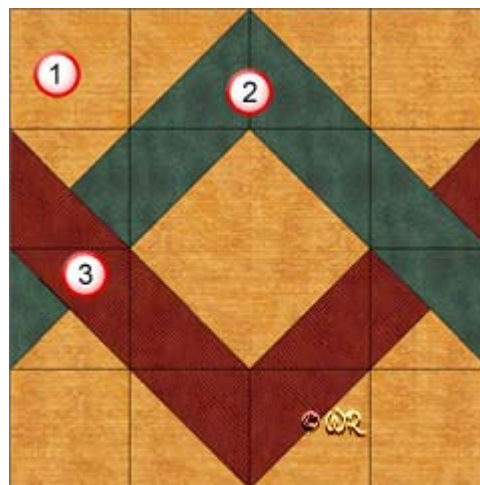
8" finished quilt block

6" finished quilt block

Patchwork Square

Free Quilt Block Pattern

Fabric Placement



Woven Chevron

12" finished quilt block

How-to Notes



Bisect square on one diagonal



Bisect square on both diagonals

*All seam allowances are $\frac{1}{4}$ " unless noted otherwise

1



Background fabric 1

Cut 4 squares $3\frac{1}{2}$ "

Cut centre square $4\frac{3}{4}$ "

Cut 2 squares $3\frac{7}{8}$ " and bisect on one diagonal

Cut 1 square $4\frac{1}{4}$ " and bisect on both diagonals

2



Fabric 2

Cut 3 squares $3\frac{7}{8}$ " and bisect on one diagonal

Cut 1 square $4\frac{1}{4}$ " and bisect on both diagonals *(you will have two triangles left over for a second block)*

3



Fabric 3

Cut 3 squares $3\frac{7}{8}$ " and bisect on one diagonal

Cut 1 square $4\frac{1}{4}$ " and bisect on both diagonals *(you will have two triangles left over for a second block)*

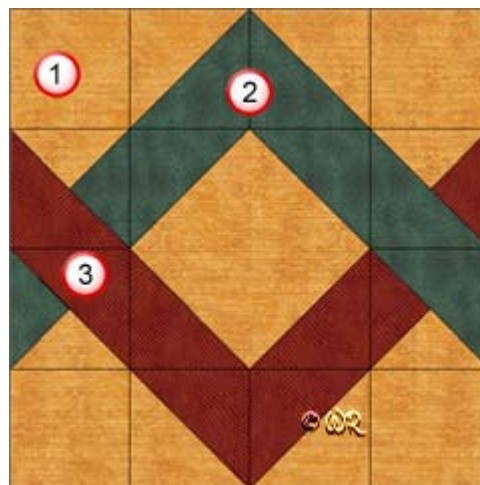
Patchwork Square

Free Quilt Block Pattern

Woven Chevron

8" finished quilt block

Fabric Placement



How-to Notes



Bisect square on one diagonal



Bisect square on both diagonals

*All seam allowances are $\frac{1}{4}$ " unless noted otherwise

1



Background fabric 1

Cut 4 squares $2\frac{1}{2}$ "

Cut centre square $3\frac{3}{8}$ "

Cut 2 squares $2\frac{7}{8}$ " and bisect on one diagonal

Cut 1 square $3\frac{1}{4}$ " and bisect on both diagonals

2



Fabric 2

Cut 3 squares $2\frac{7}{8}$ " and bisect on one diagonal

Cut 1 square $3\frac{1}{4}$ " and bisect on both diagonals (*you will have two triangles left over for a second block*)

3



Fabric 3

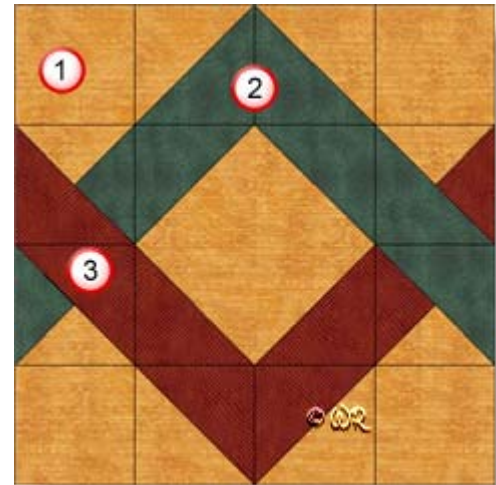
Cut 3 squares $2\frac{7}{8}$ " and bisect on one diagonal

Cut 1 square $3\frac{1}{4}$ " and bisect on both diagonals (*you will have two triangles left over for a second block*)

Patchwork Square

Free Quilt Block Pattern

Fabric Placement



Woven Chevron

6" finished quilt block

How-to Notes






Bisect square on one diagonal



Bisect square on both diagonals

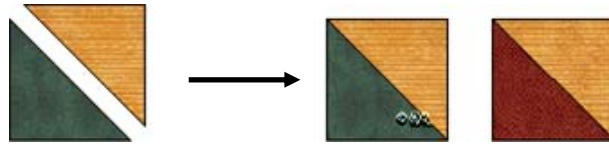
*All seam allowances are $\frac{1}{4}$ " unless noted otherwise

1		<p>Background fabric 1</p> <p>Cut 4 squares 2" Cut centre square 2 $\frac{5}{8}$" Cut 2 squares 2 $\frac{3}{8}$" and bisect on one diagonal Cut 1 square 2 $\frac{3}{4}$" and bisect on both diagonals</p>
2		<p>Fabric 2</p> <p>Cut 3 squares 2 $\frac{3}{8}$" and bisect on one diagonal Cut 1 square 2 $\frac{3}{4}$" and bisect on both diagonals <i>(you will have two triangles left over for a second block)</i></p>
3		<p>Fabric 3</p> <p>Cut 3 squares 2 $\frac{3}{8}$" and bisect on one diagonal Cut 1 square 2 $\frac{3}{4}$" and bisect on both diagonals <i>(you will have two triangles left over for a second block)</i></p>

Patchwork Square

Free Quilt Block Pattern

Woven Chevron




Make 2 of each colour combination

Method:



Make 2 of each colour combination



Make 1

