


Patchwork Square

Free Quilt Block Pattern

Winged Four Patch



12" finished quilt block

8" finished quilt block

6" finished quilt block

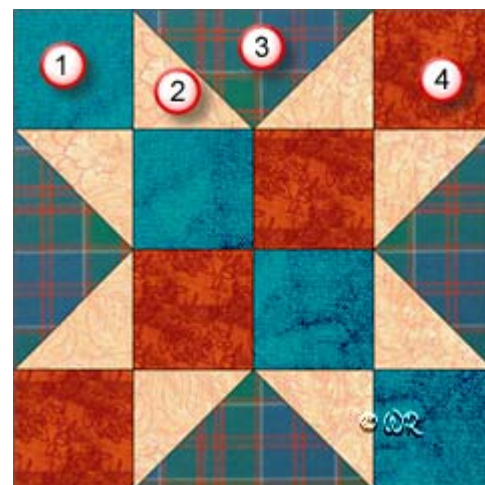
Patchwork Square

Free Quilt Block Pattern

Winged Four Patch

12" finished quilt block

Fabric Placement



How-to Notes



Bisect square on one diagonal



Bisect square on both diagonals

*All seam allowances are $\frac{1}{4}$ " and included in cutting measurements unless noted otherwise


1



Fabric 1

Cut 4 squares $3\frac{1}{2}$ "

2



Fabric 2

Cut 4 squares $3\frac{7}{8}$ " and bisect on one diagonal

3



Fabric 3

Cut 1 square $7\frac{1}{4}$ " and bisect on both diagonals

4



Fabric 4

Cut 4 squares $3\frac{1}{2}$ "

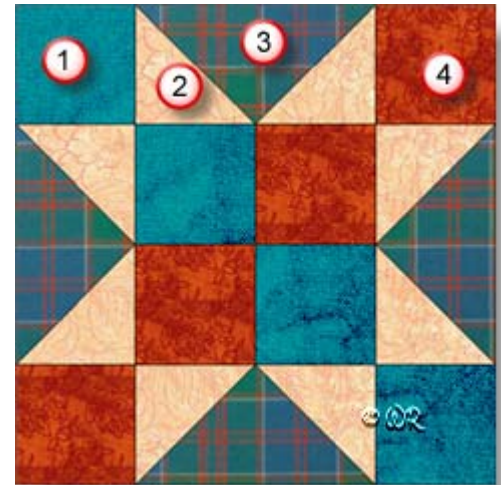
Patchwork Square

Free Quilt Block Pattern

Winged Four Patch

8" finished quilt block

Fabric Placement



How-to Notes



Bisect square on one diagonal



Bisect square on both diagonals

*All seam allowances are $\frac{1}{4}$ " and included in cutting measurements unless noted otherwise

1



Fabric 1

Cut 4 squares $2\frac{1}{2}$ "

2



Fabric 2

Cut 4 squares $2\frac{7}{8}$ " and bisect on one diagonal

3



Fabric 3

Cut 1 square $5\frac{1}{4}$ " and bisect on both diagonals

4



Fabric 4

Cut 4 squares $2\frac{1}{2}$ "

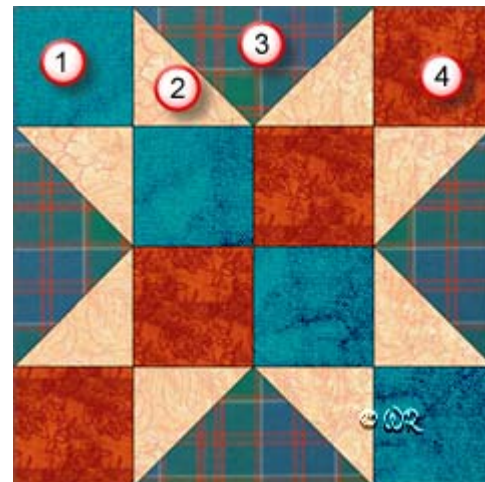
Patchwork Square

Free Quilt Block Pattern

Winged Four Patch

6" finished quilt block

Fabric Placement



How-to Notes



Bisect square on one diagonal



Bisect square on both diagonals


*All seam allowances are $\frac{1}{4}$ " and included in cutting measurements unless noted otherwise

1



Fabric 1
Cut 4 squares 2"

2



Fabric 2
Cut 4 squares $2\frac{3}{8}$ " and bisect on one diagonal

3



Fabric 3
Cut 1 square $4\frac{1}{4}$ " and bisect on both diagonals

4




Fabric 4
Cut 4 squares 2"

Winged Four Patch



Make 4



Make 1

