

# Wheel in the Road

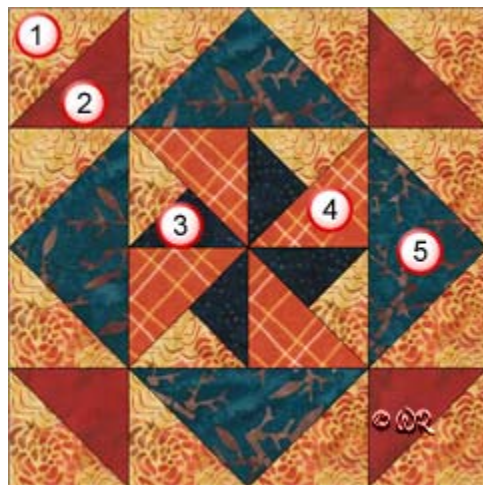


12" finished quilt block  
8" finished quilt block  
6" finished quilt block

## Wheel in the Road

12" finished quilt block

Fabric Placement



### How-to Notes




Bisect square on one diagonal



Bisect square on both diagonals

\*All seam allowances are 1/4" unless noted otherwise

**1**



#### Background fabric 1

Cut 6 squares 3 7/8" and bisect on one diagonal  
Cut 1 square 4 1/4" and bisect on both diagonals

**2**



#### Fabric 2

Cut 2 squares 3 7/8" and bisect on one diagonal


**3**



#### Fabric 3

Cut 1 square 4 1/4" and bisect on both diagonals

**4**



#### Fabric 4

Cut 2 squares 3 7/8" and bisect on one diagonal

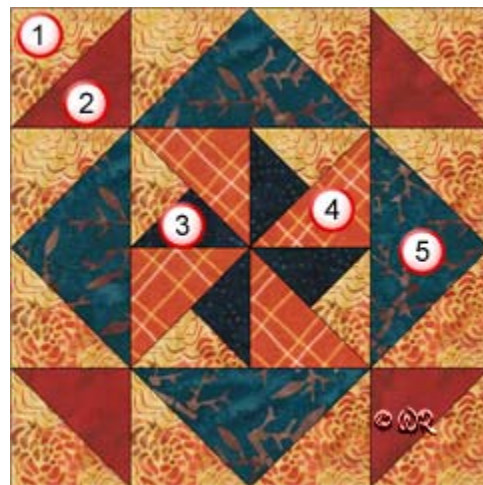
**5**



#### Fabric 5

Cut 1 square 7 1/4" and bisect on both diagonals

Fabric Placement



## Wheel in the Road

8" finished quilt block

### How-to Notes








Bisect square on one diagonal



Bisect square on both diagonals

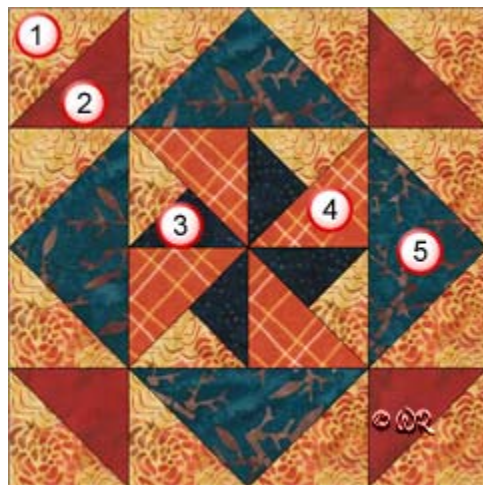
\*All seam allowances are 1/4" unless noted otherwise

<b>1</b>		<b>Background fabric 1</b> Cut 6 squares 2 7/8" and bisect on one diagonal Cut 1 square 3 1/4" and bisect on both diagonals
<b>2</b>		<b>Fabric 2</b> Cut 2 squares 2 7/8" and bisect on one diagonal
<b>3</b>		<b>Fabric 3</b> Cut 1 square 3 1/4" and bisect on both diagonals
<b>4</b>		<b>Fabric 4</b> Cut 2 squares 2 7/8" and bisect on one diagonal
<b>5</b>		<b>Fabric 5</b> Cut 1 square 5 1/4" and bisect on both diagonals

## Wheel in the Road

6" finished quilt block

Fabric Placement



### How-to Notes








Bisect square on one diagonal



Bisect square on both diagonals

\*All seam allowances are 1/4" unless noted otherwise

<b>1</b>		<b>Background fabric 1</b> Cut 6 squares 2 3/8" and bisect on one diagonal Cut 1 square 2 3/4" and bisect on both diagonals
<b>2</b>		<b>Fabric 2</b> Cut 2 squares 2 3/8" and bisect on one diagonal
<b>3</b>		<b>Fabric 3</b> Cut 1 square 2 3/4" and bisect on both diagonals
<b>4</b>		<b>Fabric 4</b> Cut 2 squares 2 3/8" and bisect on one diagonal
<b>5</b>		<b>Fabric 5</b> Cut 1 square 4 1/4" and bisect on both diagonals

## Wheel in the Road

