
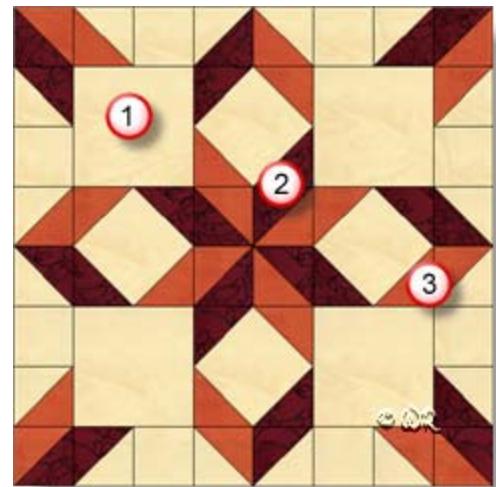


West Virginia



16" finished quilt block
12" finished quilt block
8" finished quilt block

Fabric Placement



West Virginia

16" finished quilt block

How-to Notes






Bisect square on one diagonal



Bisect square on both diagonals

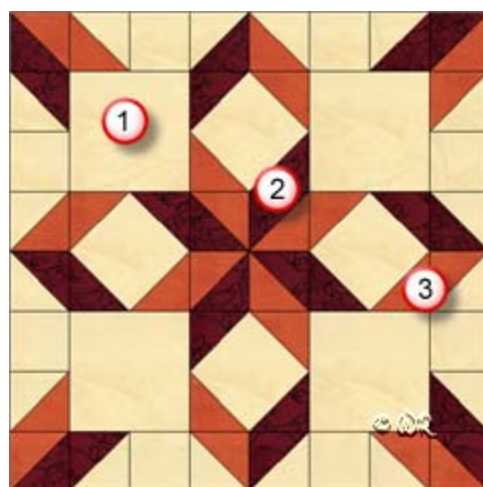
*All seam allowances are 1/4" unless noted otherwise

1		<p>Background fabric 1</p> <p>Cut 8 squares 2 1/2"</p> <p>Cut 4 squares 4 1/2"</p> <p>Cut 4 squares 3 3/8"</p> <p>Cut 8 squares 2 7/8" and bisect on one diagonal</p>
2		<p>Fabric 2</p> <p>Cut 12 squares 2 7/8" and bisect on one diagonal</p>
3		<p>Fabric 3</p> <p>Cut 12 squares 2 7/8" and bisect on one diagonal</p>

West Virginia

12" finished quilt block

Fabric Placement



How-to Notes



Bisect square on one diagonal



Bisect square on both diagonals

*All seam allowances are 1/4" unless noted otherwise

1



Background fabric 1

Cut 8 squares 2"
Cut 4 squares 3 1/2"
Cut 4 squares 2 5/8"
Cut 8 squares 2 3/8" and bisect on one diagonal

2



Fabric 2

Cut 12 squares 2 3/8" and bisect on one diagonal

3



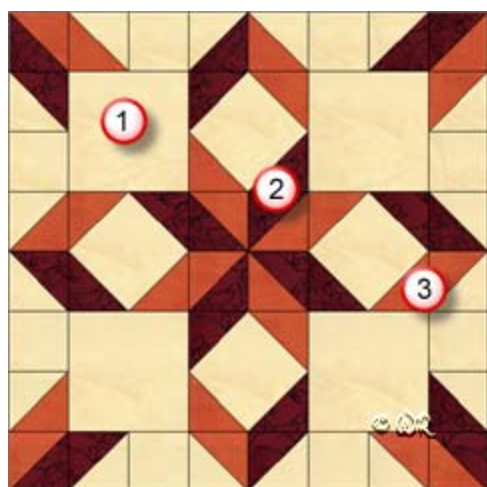
Fabric 3

Cut 12 squares 2 3/8" and bisect on one diagonal

West Virginia

8" finished quilt block

Fabric Placement



How-to Notes



Bisect square on one diagonal



Bisect square on both diagonals

*All seam allowances are 1/4" unless noted otherwise

1



Background fabric 1

Cut 8 squares 1 1/2"

Cut 4 squares 2 1/2"

Cut 4 squares 1-15/16"

Cut 8 squares 1 7/8" and bisect on one diagonal

2



Fabric 2

Cut 12 squares 1 7/8" and bisect on one diagonal

3



Fabric 3

Cut 12 squares 1 7/8" and bisect on one diagonal

Patchwork Square

Free Quilt Block Pattern

West Virginia



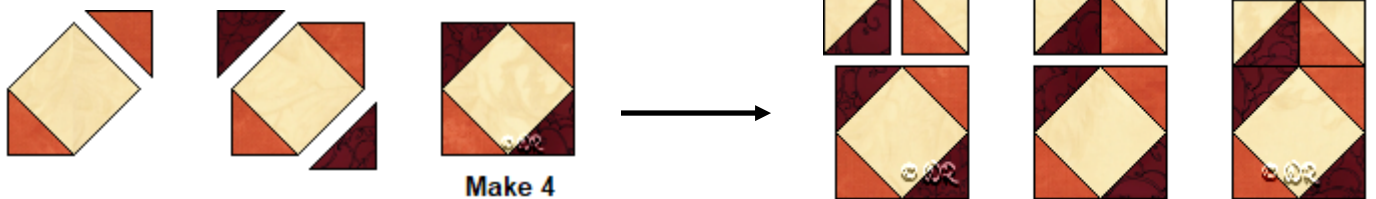
Make 8 of each colour set



Make 1



Make 4



Make 4

Make 4

