


Weathervane



12" finished quilt block

9" finished quilt block

6" finished quilt block

Weathervane

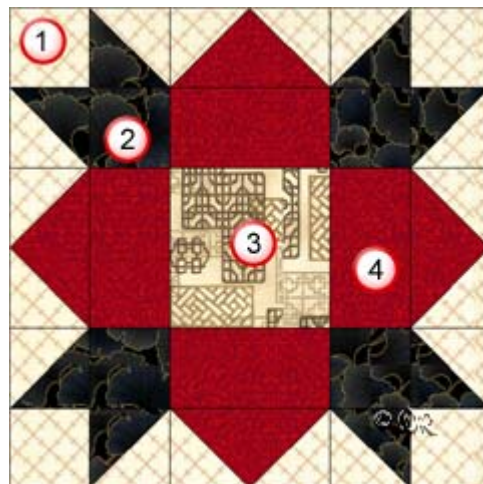
Sample Quilt Layouts



Weathervane

12" finished quilt block

Fabric Placement



How-to Notes



Bisect square on one diagonal



Bisect square on both diagonals

*All seam allowances are $\frac{1}{4}$ " unless noted otherwise

1



Background fabric

Cut 8 squares each $2\frac{7}{8}$ " and bisect on one diagonal
Cut 4 squares each $2\frac{1}{2}$ "


2



Fabric 2

Cut 4 squares each $2\frac{7}{8}$ " and bisect on one diagonal
Cut 4 squares each $2\frac{1}{2}$ "

3



Fabric 3

Cut 1 square $4\frac{1}{2}$ "

4



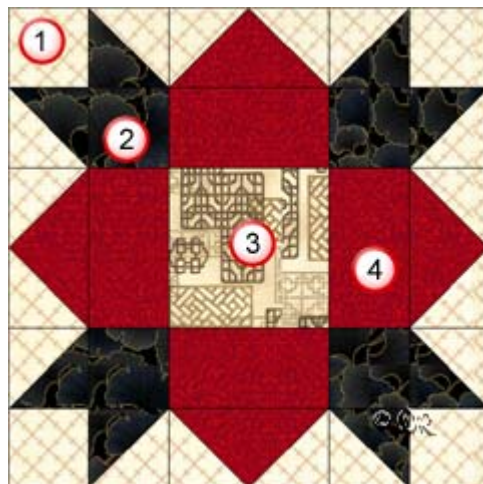
Fabric 4

Cut one square $5\frac{1}{4}$ " and bisect on both diagonals
Cut 4 rectangles each $2\frac{1}{2}$ " x $4\frac{1}{2}$ "

Weathervane

9" finished quilt block

Fabric Placement



How-to Notes



Bisect square on one diagonal



Bisect square on both diagonals

*All seam allowances are 1/4" unless noted otherwise

1



Background fabric

Cut 8 squares each 2 3/8" and bisect on one diagonal
Cut 4 squares each 2"


2



Fabric 2

Cut 4 squares each 2 3/8" and bisect on one diagonal
Cut 4 squares each 2"

3



Fabric 3

Cut 1 square 3 1/2"

4



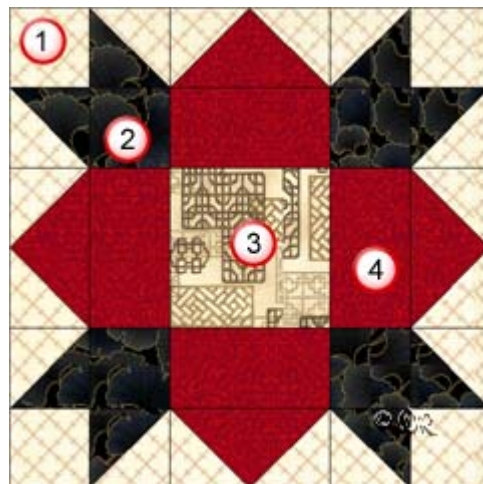
Fabric 4

Cut one square 4 1/4" and bisect on both diagonals
Cut 4 rectangles each 2" x 3 1/2"

Weathervane

6" finished quilt block

Fabric Placement



How-to Notes



Bisect square on one diagonal



Bisect square on both diagonals

*All seam allowances are $\frac{1}{4}$ " unless noted otherwise

1



Background fabric

Cut 8 squares each $1\frac{7}{8}$ " and bisect on one diagonal
Cut 4 squares each $1\frac{1}{2}$ "


2



Fabric 2

Cut 4 squares each $1\frac{7}{8}$ " and bisect on one diagonal
Cut 4 squares each $1\frac{1}{2}$ "

3



Fabric 3

Cut 1 square $2\frac{1}{2}$ "

4




Fabric 4

Cut one square $3\frac{1}{4}$ " and bisect on both diagonals
Cut 4 rectangles each $1\frac{1}{2}$ " x $2\frac{1}{2}$ "

Weathervane



Make 8



Make 4



Make 4



Make 4

