

Patchwork Square

Free Quilt Block Pattern

Watermill



16" finished quilt block

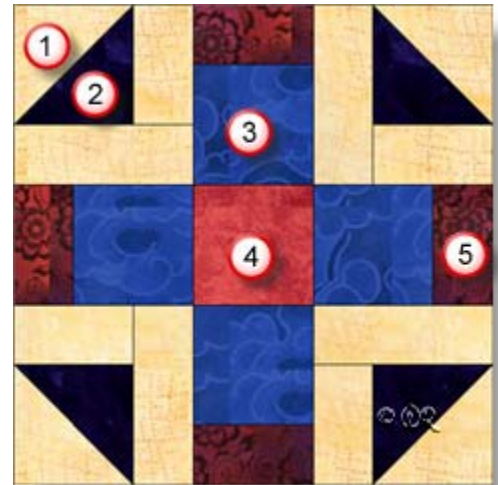
12" finished quilt block

8" finished quilt block

Patchwork Square

Free Quilt Block Pattern

Fabric Placement



Watermill

16" finished quilt block

How-to Notes






Bisect square on one diagonal



Bisect square on both diagonals

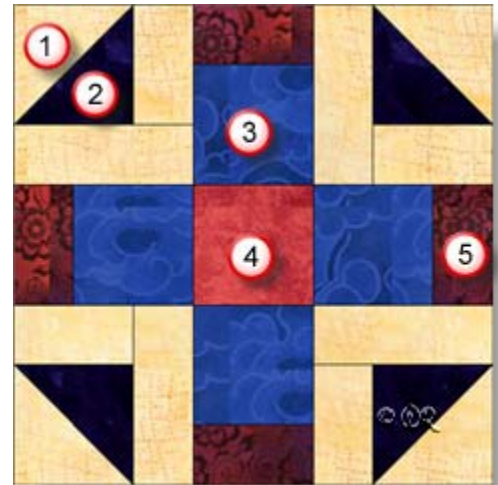
*All seam allowances are 1/4" and included in cutting measurements unless noted otherwise

1		<p>Fabric 1</p> <p>Cut 2 squares 4 7/8" and bisect on one diagonal Cut 4 rectangles 2 1/2" x 4 1/2" Cut 4 rectangles 2 1/2" x 6 1/2"</p>
2		<p>Fabric 2</p> <p>Cut 2 squares 4 7/8" and bisect on one diagonal</p>
3		<p>Fabric 3</p> <p>Cut 4 squares 4 1/2"</p>
4		<p>Fabric 4</p> <p>Cut 1 square 4 1/2"</p>
5		<p>Fabric 5</p> <p>Cut 4 rectangles 2 1/2" x 4 1/2"</p>

Patchwork Square

Free Quilt Block Pattern

Fabric Placement



Watermill

12" finished quilt block

How-to Notes








Bisect square on one diagonal



Bisect square on both diagonals

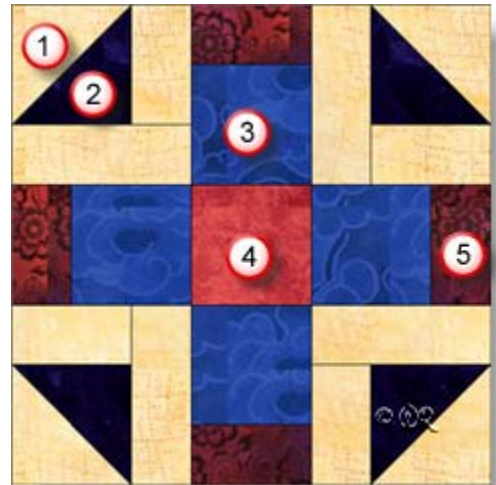
*All seam allowances are $\frac{1}{4}$ " and included in cutting measurements unless noted otherwise

1		Fabric 1 Cut 2 squares $3\frac{7}{8}$ " and bisect on one diagonal Cut 4 rectangles 2" x $3\frac{1}{2}$ " Cut 4 rectangles 2" x 5"
2		Fabric 2 Cut 2 squares $3\frac{7}{8}$ " and bisect on one diagonal
3		Fabric 3 Cut 4 squares $3\frac{1}{2}$ "
4		Fabric 4 Cut 1 square $3\frac{1}{2}$ "
5		Fabric 5 Cut 4 rectangles 2" x $3\frac{1}{2}$ "

Patchwork Square

Free Quilt Block Pattern

Fabric Placement



Watermill

8" finished quilt block

How-to Notes







Bisect square on one diagonal



Bisect square on both diagonals

*All seam allowances are 1/4" and included in cutting measurements unless noted otherwise

1		<p>Fabric 1</p> <p>Cut 2 squares 2 7/8" and bisect on one diagonal Cut 4 rectangles 1 1/2" x 2 1/2" Cut 4 rectangles 1 1/2" x 3 1/2"</p>
2		<p>Fabric 2</p> <p>Cut 2 squares 2 7/8" and bisect on one diagonal</p>
3		<p>Fabric 3</p> <p>Cut 4 squares 2 1/2"</p>
4		<p>Fabric 4</p> <p>Cut 1 square 2 1/2"</p>
5		<p>Fabric 5</p> <p>Cut 4 rectangles 1 1/2" x 2 1/2"</p>

Patchwork Square

Free Quilt Block Pattern

Watermill

1




Make 4

2



Make 4

3



Make 4

