


Wagon Tracks



12" finished quilt block

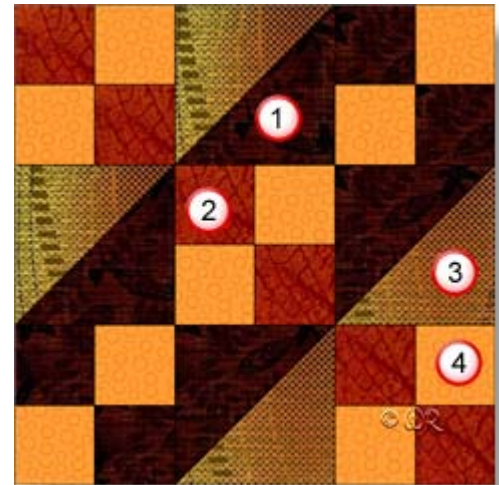
9" finished quilt block

6" finished quilt block

Patchwork Square

Free Quilt Block Pattern

Fabric Placement



Wagon Tracks

12" finished quilt block

How-to Notes



Bisect square on one diagonal



Bisect square on both diagonals

*All seam allowances are $\frac{1}{4}$ " and included in cutting measurements unless noted otherwise

1



Fabric 1

Cut 4 squares $2\frac{1}{2}$ "

Cut 2 squares $4\frac{7}{8}$ " and bisect on one diagonal

2



Fabric 2

Cut 6 squares $2\frac{1}{2}$ "

3



Fabric 3

Cut 2 squares $4\frac{7}{8}$ " and bisect on one diagonal

4



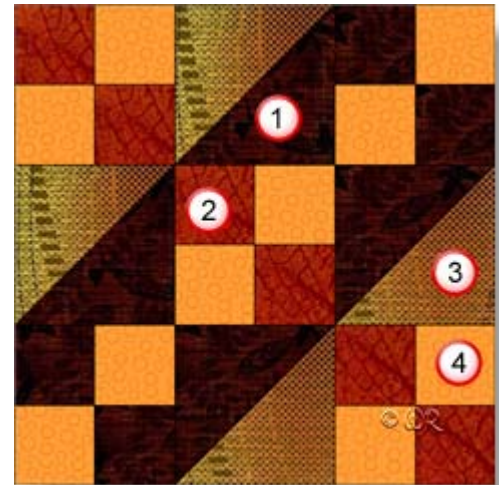
Fabric 4

Cut 10 squares $2\frac{1}{2}$ "

Patchwork Square

Free Quilt Block Pattern

Fabric Placement



Wagon Tracks

9" finished quilt block

How-to Notes



Bisect square on one diagonal



Bisect square on both diagonals

*All seam allowances are $\frac{1}{4}$ " and included in cutting measurements unless noted otherwise

1




Fabric 1

Cut 4 squares 2"

Cut 2 squares $3\frac{7}{8}$ " and bisect on one diagonal

2



Fabric 2

Cut 6 squares 2"

3



Fabric 3

Cut 2 squares $3\frac{7}{8}$ " and bisect on one diagonal

4



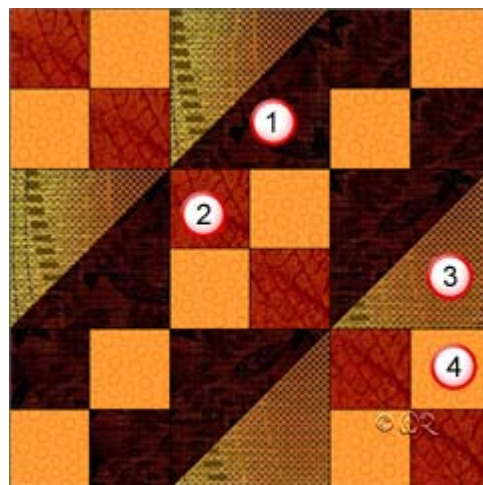
Fabric 4

Cut 10 squares 2"

Patchwork Square

Free Quilt Block Pattern

Fabric Placement



Wagon Tracks

6" finished quilt block

How-to Notes



Bisect square on one diagonal



Bisect square on both diagonals

*All seam allowances are $\frac{1}{4}$ " and included in cutting measurements unless noted otherwise

1



Fabric 1

Cut 4 squares $1\frac{1}{2}$ "
Cut 2 squares $2\frac{7}{8}$ " and bisect on one diagonal

2



Fabric 2

Cut 6 squares $1\frac{1}{2}$ "

3



Fabric 3

Cut 2 squares $2\frac{7}{8}$ " and bisect on one diagonal



4



Fabric 4

Cut 10 squares $1\frac{1}{2}$ "


Wagon Tracks



Make 3



Make 2



Make 4

