


Patchwork Square

Free Quilt Block Pattern

Use It All



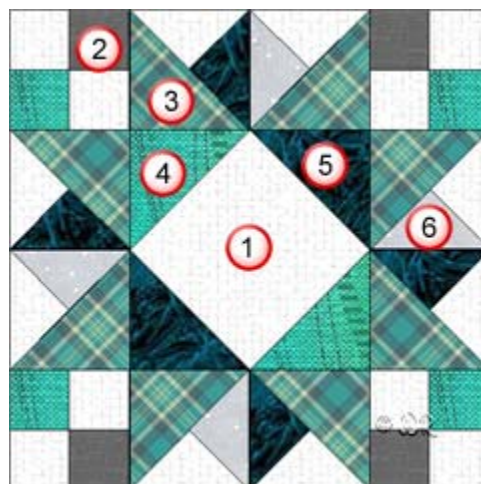
16" finished quilt block

12" finished quilt block

Patchwork Square

Free Quilt Block Pattern

Fabric Placement



Use It All

16" finished quilt block

How-to Notes









Bisect square on one diagonal



Bisect square on both diagonals

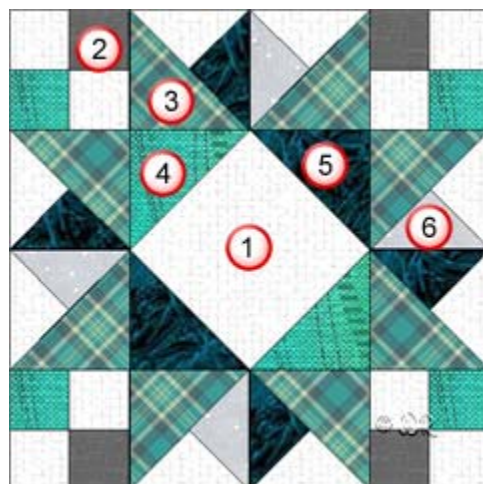
*All seam allowances are 1/4" unless noted otherwise

1		<p>Fabric 1</p> <p>Cut 8 squares 2 1/2"</p> <p>Cut 2 squares 5 1/4" and bisect on both diagonals</p> <p>Cut one centre square 6-3/16"</p>
2		<p>Fabric 2</p> <p>Cut 4 squares 2 1/2"</p>
3		<p>Fabric 3</p> <p>Cut 4 squares 4 7/8" and bisect on one diagonal</p>
4		<p>Fabric 4</p> <p>Cut 4 squares 2 1/2"</p> <p>Cut 1 square 4 7/8" and bisect on one diagonal</p>
5		<p>Fabric 5</p> <p>Cut 1 square 4 7/8" and bisect on one diagonal</p> <p>Cut 1 square 5 1/4" and bisect on both diagonals</p>
6		<p>Fabric 6</p> <p>Cut 1 square 5 1/4" and bisect on both diagonals</p>

Patchwork Square

Free Quilt Block Pattern

Fabric Placement



Use It All

12" finished quilt block

How-to Notes









Bisect square on one diagonal



Bisect square on both diagonals


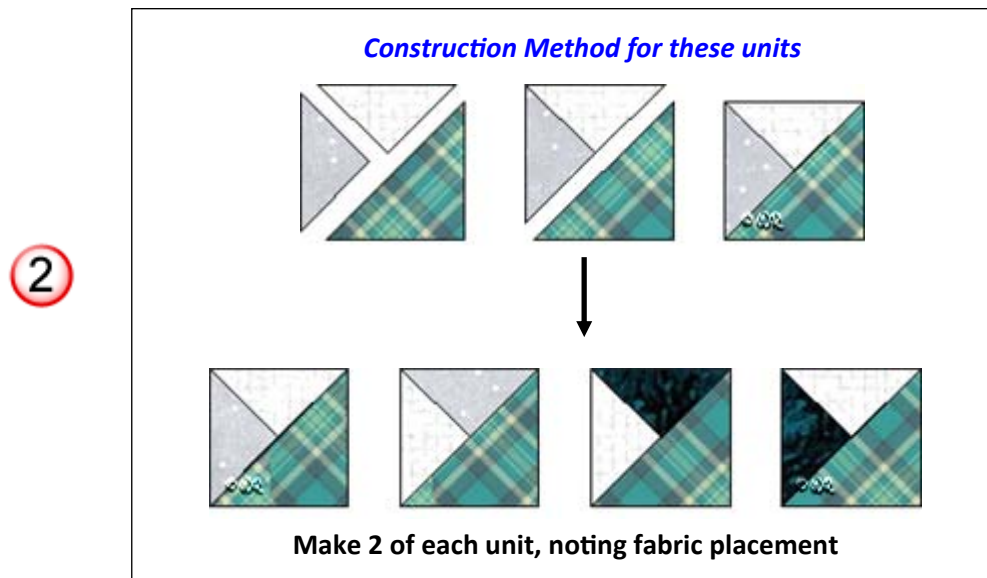
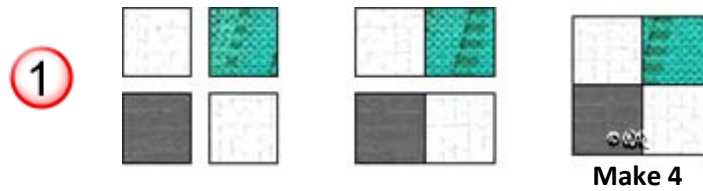
*All seam allowances are 1/4" unless noted otherwise

1		<p>Fabric 1</p> <p>Cut 8 squares 2"</p> <p>Cut 2 squares 4 1/4" and bisect on both diagonals</p> <p>Cut one centre square 4 3/4"</p>
2		<p>Fabric 2</p> <p>Cut 4 squares 2"</p>
3		<p>Fabric 3</p> <p>Cut 4 squares 3 7/8" and bisect on one diagonal</p>
4		<p>Fabric 4</p> <p>Cut 4 squares 2"</p> <p>Cut 1 square 3 7/8" and bisect on one diagonal</p>
5		<p>Fabric 5</p> <p>Cut 1 square 3 7/8" and bisect on one diagonal</p> <p>Cut 1 square 4 1/4" and bisect on both diagonals</p>
6		<p>Fabric 6</p> <p>Cut 1 square 4 1/4" and bisect on both diagonals</p>

Patchwork Square


Free Quilt Block Pattern

Use It All



Putting it all together →

Block Construction



Make 2



Make 2

