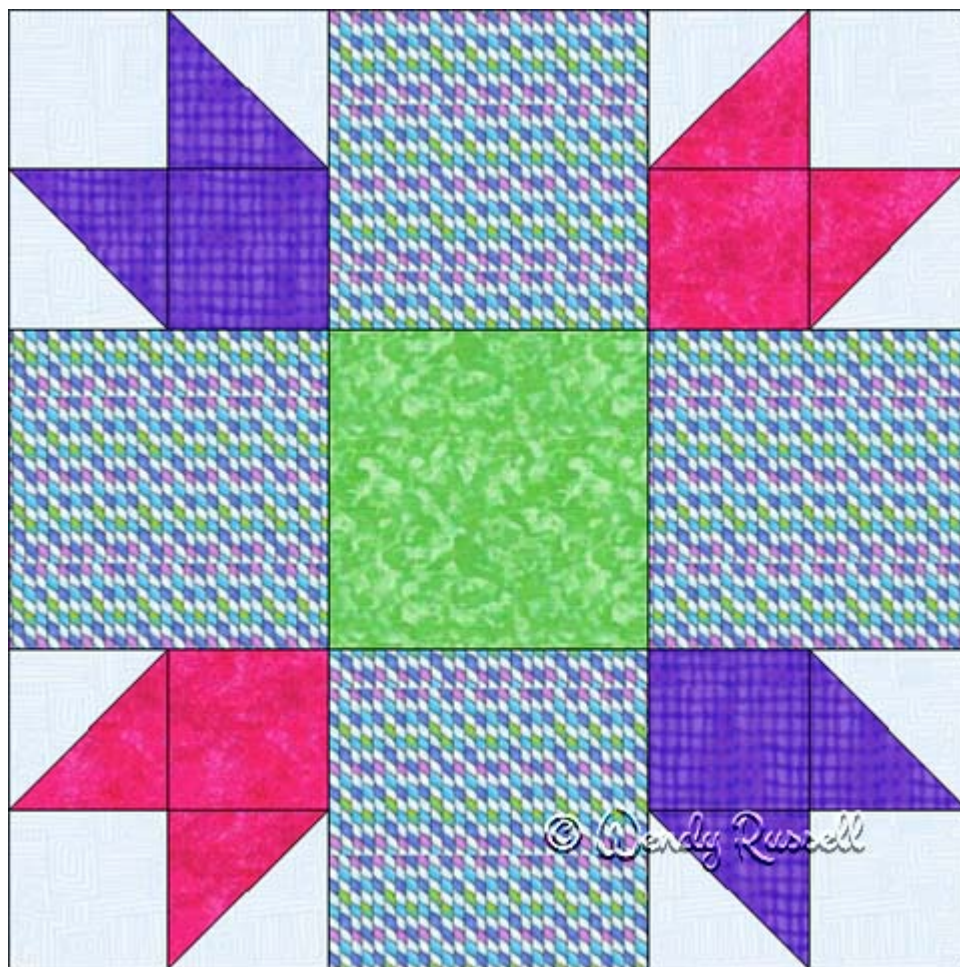


# Patchwork Square

Free Quilt Block Pattern

## Tulip Tracks



12" finished quilt block

9" finished quilt block

6" finished quilt block

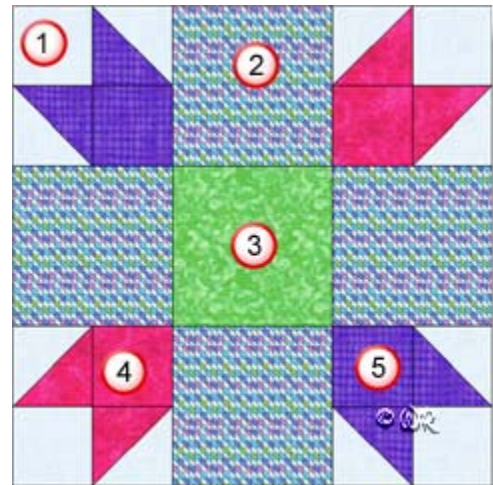
# Patchwork Square

Free Quilt Block Pattern

## Tulip Tracks

12" finished quilt block

Fabric Placement



### How-to Notes








Bisect square on one diagonal



Bisect square on both diagonals

\*All seam allowances are 1/4" unless noted otherwise

<b>1</b>		<b>Background fabric 1</b> Cut 4 squares 2 1/2" Cut 4 squares 2 7/8" and bisect on one diagonal
<b>2</b>		<b>Fabric 2</b> Cut 4 squares 4 1/2"
<b>3</b>		<b>Fabric 3</b> Cut 1 square 4 1/2"
<b>4</b>		<b>Fabric 4</b> Cut 2 squares 2 1/2" Cut 2 squares 2 7/8" and bisect on one diagonal
<b>5</b>		<b>Fabric 5</b> Cut 2 squares 2 1/2" Cut 2 squares 2 7/8" and bisect on one diagonal

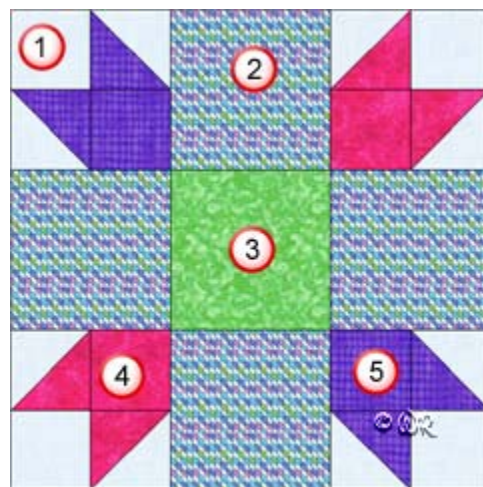
# Patchwork Square

Free Quilt Block Pattern

## Tulip Tracks

9" finished quilt block

Fabric Placement



### How-to Notes








Bisect square on one diagonal



Bisect square on both diagonals

\*All seam allowances are 1/4" unless noted otherwise

<b>1</b>		<p><b>Background fabric 1</b> Cut 4 squares 2" Cut 4 squares 2 3/8" and bisect on one diagonal</p>
<b>2</b>		<p><b>Fabric 2</b> Cut 4 squares 3 1/2"</p>
<b>3</b>		<p><b>Fabric 3</b> Cut 1 square 3 1/2"</p>
<b>4</b>		<p><b>Fabric 4</b> Cut 2 squares 2" Cut 2 squares 2 3/8" and bisect on one diagonal</p>
<b>5</b>		<p><b>Fabric 5</b> Cut 2 squares 2" Cut 2 squares 2 3/8" and bisect on one diagonal</p>

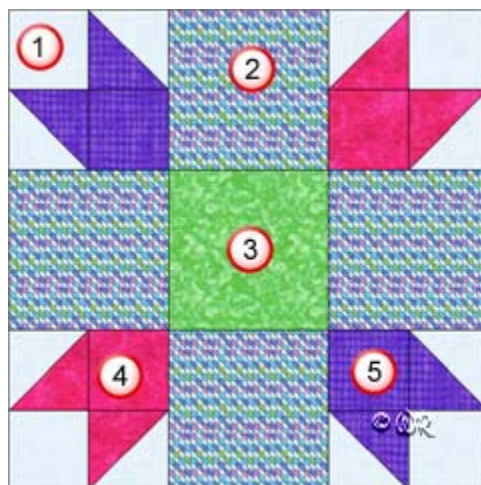
# Patchwork Square

Free Quilt Block Pattern

## Tulip Tracks

6" finished quilt block

Fabric Placement



### How-to Notes



Bisect square on one diagonal



Bisect square on both diagonals

\*All seam allowances are 1/4" unless noted otherwise

1



#### Background fabric 1

Cut 4 squares 1 1/2"

Cut 4 squares 1 7/8" and bisect on one diagonal

2



#### Fabric 2

Cut 4 squares 2 1/2"

3



#### Fabric 3

Cut 1 square 2 1/2"

4



#### Fabric 4

Cut 2 squares 1 1/2"

Cut 2 squares 1 7/8" and bisect on one diagonal

5



#### Fabric 5

Cut 2 squares 1 1/2"

Cut 2 squares 1 7/8" and bisect on one diagonal

# Patchwork Square

Free Quilt Block Pattern

## Tulip Tracks

