




Triple Star



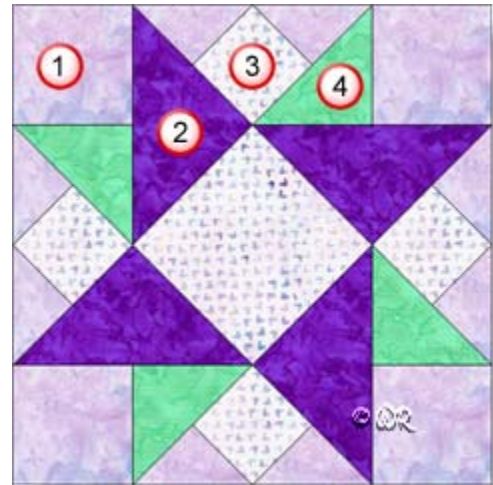
12" finished quilt block

Triple Star

Sample Quilt Layouts



Fabric Placement



Triple Star

12" finished quilt block

How-to Notes



Bisect square on one diagonal



Bisect square on both diagonals

1



Background fabric 1

Cut 4 squares $3\frac{1}{2}$ "
Cut 2 squares $4\frac{1}{4}$ " and bisect on both diagonals

2



Fabric 2

Cut 1 square $7\frac{1}{4}$ " and bisect on both diagonals

3



Fabric 3

Cut 4 squares $2\frac{5}{8}$ "
Cut centre square $4\frac{3}{4}$ "

4



Fabric 4

Cut 2 squares $3\frac{7}{8}$ " and bisect on one diagonal

Triple Star

