


## Tonganoxie

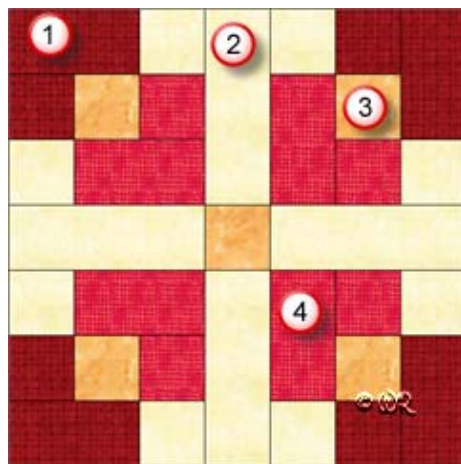


- 14" finished quilt block
- 10 ½" finished quilt block
- 7" finished quilt block

## Tonganoxie

14" finished quilt block

Fabric Placement



### How-to Notes



Bisect square on one diagonal



Bisect square on both diagonals

\*All seam allowances are 1/4" unless noted otherwise

**1**



#### Fabric 1

Cut 4 squares 2 1/2"

Cut 4 rectangles 2 1/2" x 4 1/2"

**2**



#### Fabric 2

Cut 8 squares 2 1/2"

Cut 4 rectangles 2 1/2" x 6 1/2"

**3**



#### Fabric 3

Cut 5 squares 2 1/2"

**4**



#### Fabric 4

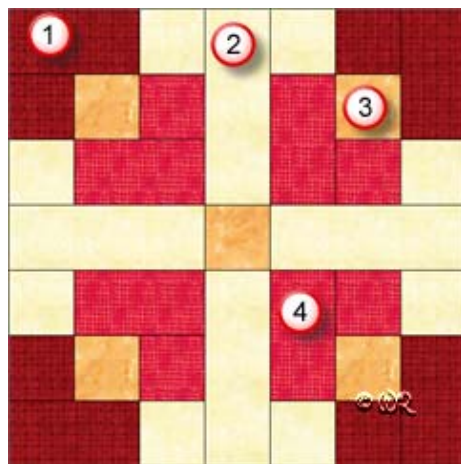
Cut 4 squares 2 1/2"

Cut 4 rectangles 2 1/2" x 4 1/2"

## Tonganoxie

10 1/2" finished quilt block

Fabric Placement



### How-to Notes



Bisect square on one diagonal



Bisect square on both diagonals

\*All seam allowances are 1/4" unless noted otherwise

**1**



#### Fabric 1

Cut 4 squares 2"

Cut 4 rectangles 2" x 3 1/2"

**2**



#### Fabric 2

Cut 8 squares 2"

Cut 4 rectangles 2" x 5"

**3**



#### Fabric 3

Cut 5 squares 2"

**4**

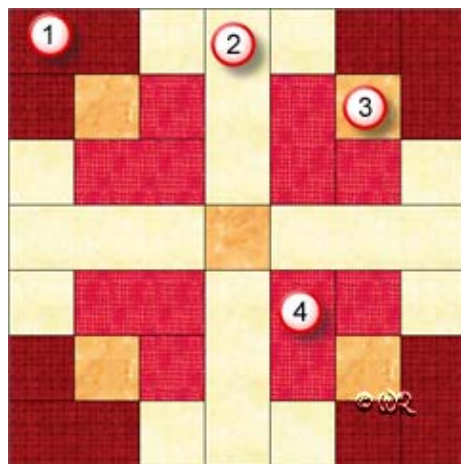


#### Fabric 4

Cut 4 squares 2"

Cut 4 rectangles 2" x 3 1/2"

Fabric Placement



## Tonganoxie

7" finished quilt block

### How-to Notes



Bisect square on one diagonal



Bisect square on both diagonals

\*All seam allowances are 1/4" unless noted otherwise

**1**



#### Fabric 1

Cut 4 squares 1 1/2"

Cut 4 rectangles 1 1/2" x 2 1/2"

**2**



#### Fabric 2

Cut 8 squares 1 1/2"

Cut 4 rectangles 1 1/2" x 3 1/2"

**3**



#### Fabric 3

Cut 5 squares 1 1/2"

**4**



#### Fabric 4

Cut 4 squares 1 1/2"

Cut 4 rectangles 1 1/2" x 2 1/2"

## Tonganoxie

