

Thunder and Lightning



15" finished quilt block

12" finished quilt block

9" finished quilt block

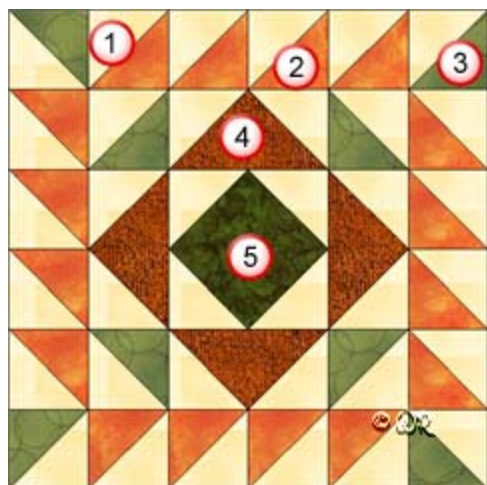
Patchwork Square

Free Quilt Block Pattern

Thunder and Lightning

15" finished quilt block

Fabric Placement



How-to Notes



Bisect square on one diagonal



Bisect square on both diagonals

*All seam allowances are $\frac{1}{4}$ " unless noted otherwise

1



Background fabric 1

Cut 18 squares $3\frac{3}{8}$ " and bisect on one diagonal

2



Fabric 2

Cut 8 squares $3\frac{3}{8}$ " and bisect on one diagonal

3



Fabric 3

Cut 4 squares $3\frac{3}{8}$ " and bisect on one diagonal


4



Fabric 4

Cut 1 square $6\frac{1}{4}$ " and bisect on both diagonals

5



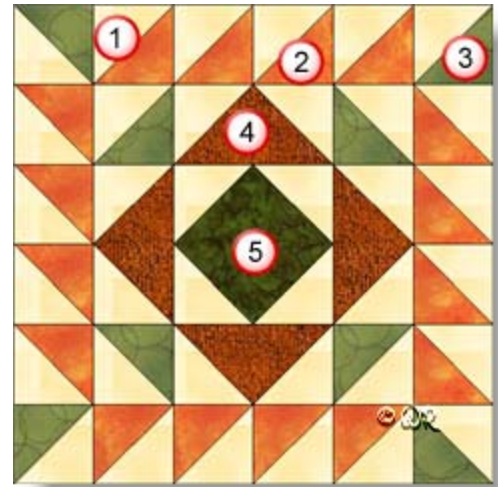
Fabric 5

Cut 1 square $4\frac{1}{16}$ " for block centre

Patchwork Square

Free Quilt Block Pattern

Fabric Placement



Thunder and Lightning

12" finished quilt block

How-to Notes








Bisect square on one diagonal



Bisect square on both diagonals

*All seam allowances are 1/4" unless noted otherwise

1		Background fabric 1 Cut 18 squares 2 7/8" and bisect on one diagonal
2		Fabric 2 Cut 8 squares 2 7/8" and bisect on one diagonal
3		Fabric 3 Cut 4 squares 2 7/8" and bisect on one diagonal
4		Fabric 4 Cut 1 square 5 1/4" and bisect on both diagonals
5		Fabric 5 Cut 1 square 3 3/8" for block centre

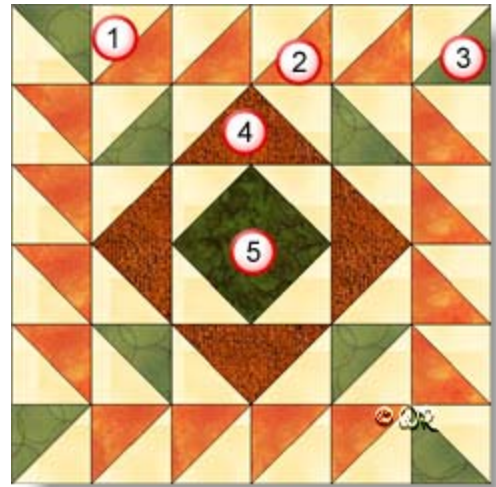
Patchwork Square

Free Quilt Block Pattern

Thunder and Lightning

9" finished quilt block

Fabric Placement



How-to Notes






Bisect square on one diagonal



Bisect square on both diagonals

*All seam allowances are 1/4" unless noted otherwise

1		Background fabric 1 Cut 18 squares 2 3/8" and bisect on one diagonal
2		Fabric 2 Cut 8 squares 2 3/8" and bisect on one diagonal
3		Fabric 3 Cut 4 squares 2 3/8" and bisect on one diagonal
4		Fabric 4 Cut 1 square 4 1/4" and bisect on both diagonals
5		Fabric 5 Cut 1 square 2 3/8" for block centre

Patchwork Square

Free Quilt Block Pattern

Thunder and Lightning

1



Make 16



Make 8



Make 4

2






Make 4



Make 4

3



Make 1

