

Thrifty Block



12" finished quilt block

9" finished quilt block

6" finished quilt block

Fabric Placement



Thrifty Block

12" finished quilt block

How-to Notes



Bisect square on one diagonal



Bisect square on both diagonals

*All seam allowances are 1/4" unless noted otherwise


1



Background fabric

Cut 4 squares 4 1/2"
Cut 10 squares 2 1/2"

2



Assorted fabrics

Cut 10 squares of assorted fabrics, each 2 1/2"

Fabric Placement



Thrifty Block

9" finished quilt block

How-to Notes



Bisect square on one diagonal



Bisect square on both diagonals

*All seam allowances are 1/4" unless noted otherwise

1



Background fabric

Cut 4 squares 3 1/2"
Cut 10 squares 2"

2



Assorted fabrics

Cut 10 squares of assorted fabrics, each 2"

Fabric Placement



Thrifty Block

6" finished quilt block

How-to Notes



Bisect square on one diagonal



Bisect square on both diagonals

*All seam allowances are 1/4" unless noted otherwise


1



Background fabric

Cut 4 squares 2 1/2"
Cut 10 squares 1 1/2"


2



Assorted fabrics

Cut 10 squares of assorted fabrics, each 1 1/2"

Thrifty Block



Make 5 using
assorted dark fabrics

