


# Patchwork Square

Free Quilt Block Pattern

## Temple Court



16" finished quilt block


12" finished quilt block

8" finished quilt block

# Patchwork Square

Free Quilt Block Pattern

Fabric Placement



## Temple Court

16" finished quilt block

### How-to Notes








Bisect square on one diagonal



Bisect square on both diagonals


\*All seam allowances are 1/4" unless noted otherwise

<b>1</b>		<p><b>Fabric 1</b></p> <p>Cut 8 squares 2 7/8" and bisect on one diagonal Cut 1 square 5 1/4" and bisect on both diagonals</p>
<b>2</b>		<p><b>Fabric 2</b></p> <p>Cut 4 squares 4 1/2" Cut 4 squares 2 7/8" and bisect on one diagonal</p>
<b>3</b>		<p><b>Fabric 3</b></p> <p>Cut 1 square 4 1/2" Cut 2 squares 2 1/2" Cut 4 rectangles 2 1/2" x 4 1/2"</p>
<b>4</b>		<p><b>Fabric 4</b></p> <p>Cut 2 squares 2 1/2" Cut 4 rectangles 2 1/2" x 4 1/2"</p>
<b>5</b>		<p><b>Fabric 5</b></p> <p>Cut 4 squares 3 3/8"</p>

# Patchwork Square

Free Quilt Block Pattern

Fabric Placement



## Temple Court

12" finished quilt block

### How-to Notes








Bisect square on one diagonal



Bisect square on both diagonals


\*All seam allowances are 1/4" unless noted otherwise

<b>1</b>		<p><b>Fabric 1</b></p> <p>Cut 8 squares 2 3/8" and bisect on one diagonal Cut 1 square 4 1/4" and bisect on both diagonals</p>
<b>2</b>		<p><b>Fabric 2</b></p> <p>Cut 4 squares 3 1/2" Cut 4 squares 2 3/8" and bisect on one diagonal</p>
<b>3</b>		<p><b>Fabric 3</b></p> <p>Cut 1 square 3 1/2" Cut 2 squares 2" Cut 4 rectangles 2" x 3 1/2"</p>
<b>4</b>		<p><b>Fabric 4</b></p> <p>Cut 2 squares 2" Cut 4 rectangles 2" x 3 1/2"</p>
<b>5</b>		<p><b>Fabric 5</b></p> <p>Cut 4 squares 2 5/8"</p>

# Patchwork Square

Free Quilt Block Pattern

Fabric Placement



## Temple Court

8" finished quilt block

### How-to Notes








Bisect square on one diagonal



Bisect square on both diagonals

\*All seam allowances are 1/4" unless noted otherwise

<b>1</b>		<p><b>Fabric 1</b></p> <p>Cut 8 squares 1 7/8" and bisect on one diagonal Cut 1 square 3 1/4" and bisect on both diagonals</p>
<b>2</b>		<p><b>Fabric 2</b></p> <p>Cut 4 squares 2 1/2" Cut 4 squares 1 7/8" and bisect on one diagonal</p>
<b>3</b>		<p><b>Fabric 3</b></p> <p>Cut 1 square 2 1/2" Cut 2 squares 1 1/2" Cut 4 rectangles 1 1/2" x 2 1/2"</p>
<b>4</b>		<p><b>Fabric 4</b></p> <p>Cut 2 squares 1 1/2" Cut 4 rectangles 1 1/2" x 2 1/2"</p>
<b>5</b>		<p><b>Fabric 5</b></p> <p>Cut 4 squares 1-15/16"</p>

# Patchwork Square

Free Quilt Block Pattern

## Temple Court

