

Sunshine




16" finished quilt block

12" finished quilt block

8" finished quilt block

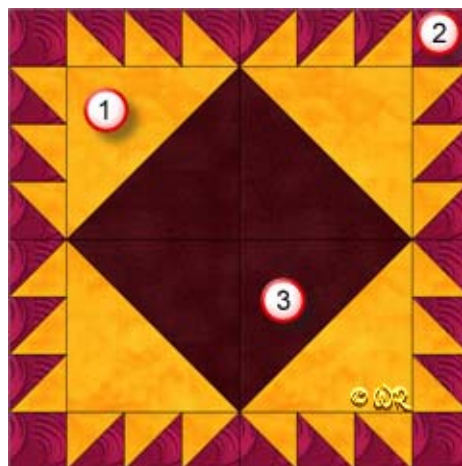
Sunshine

Sample Quilt Layouts



Sunshine

16" finished quilt block



How-to Notes



Bisect square on one diagonal



Bisect square on both diagonals

*All seam allowances are $\frac{1}{4}$ " unless noted otherwise


1



"Sunshine" fabric

Cut 2 squares $6\frac{7}{8}$ " and bisect on one diagonal
Cut 12 squares $2\frac{7}{8}$ " and bisect on one diagonal


2



Background fabric

Cut 4 squares $2\frac{1}{2}$ "
Cut 12 squares $2\frac{7}{8}$ " and bisect on one diagonal

3



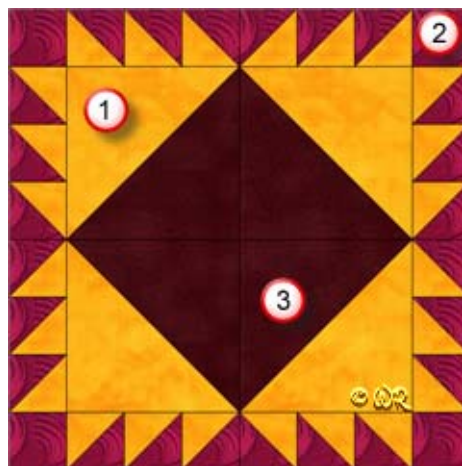
Dark fabric

Cut 2 squares $6\frac{7}{8}$ " and bisect on one diagonal

Patchwork Square

Free Quilt Block Pattern

Fabric Placement



Sunshine

12" finished quilt block

How-to Notes



Bisect square on one diagonal



Bisect square on both diagonals

*All seam allowances are $\frac{1}{4}$ " unless noted otherwise

1



"Sunshine" fabric

Cut 2 squares $5 \frac{3}{8}$ " and bisect on one diagonal
Cut 12 squares $2 \frac{3}{8}$ " and bisect on one diagonal


2



Background fabric

Cut 4 squares 2"
Cut 12 squares $2 \frac{3}{8}$ " and bisect on one diagonal

3



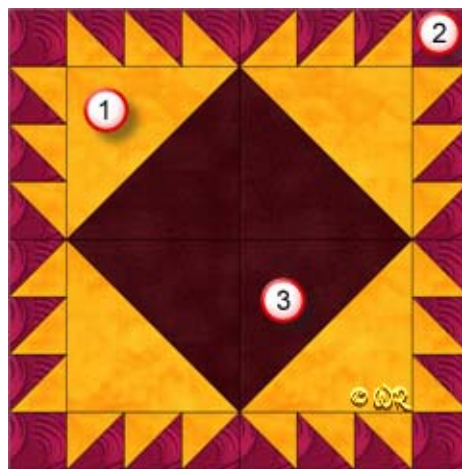
Dark fabric

Cut 2 squares $5 \frac{3}{8}$ " and bisect on one diagonal

Patchwork Square

Free Quilt Block Pattern

Fabric Placement



Sunshine

8" finished quilt block

How-to Notes



Bisect square on one diagonal



Bisect square on both diagonals

*All seam allowances are $\frac{1}{4}$ " unless noted otherwise

1



"Sunshine" fabric

Cut 2 squares $3\frac{7}{8}$ " and bisect on one diagonal
Cut 12 squares $1\frac{7}{8}$ " and bisect on one diagonal


2



Background fabric

Cut 4 squares $1\frac{1}{2}$ "
Cut 12 squares $1\frac{7}{8}$ " and bisect on one diagonal

3



Dark fabric

Cut 2 squares $3\frac{7}{8}$ " and bisect on one diagonal

Sunshine

