


Patchwork Square

Free Quilt Block Pattern

Sunny Day



16" finished quilt block


12" finished quilt block

8" finished quilt block

Patchwork Square

Free Quilt Block Pattern

Fabric Placement



Sunny Day

16" finished quilt block

How-to Notes








Bisect square on one diagonal



Bisect square on both diagonals


*All seam allowances are 1/4" and included in cutting measurements unless noted otherwise

1		Fabric 1 Cut 16 squares 2 1/2"
2		Fabric 2 Cut 8 squares 2 1/2"
3		Fabric 3 Cut 4 squares 4 7/8" and bisect on one diagonal
4		Fabric 4 Cut 4 squares 4 7/8" and bisect on one diagonal
5		Fabric 5 Cut 8 squares 2 1/2"

Patchwork Square

Free Quilt Block Pattern

Fabric Placement



Sunny Day

12" finished quilt block

How-to Notes








Bisect square on one diagonal



Bisect square on both diagonals


*All seam allowances are 1/4" and included in cutting measurements unless noted otherwise

1		Fabric 1 Cut 16 squares 2 "
2		Fabric 2 Cut 8 squares 2 "
3		Fabric 3 Cut 4 squares 3 7/8" and bisect on one diagonal
4		Fabric 4 Cut 4 squares 3 7/8" and bisect on one diagonal
5		Fabric 5 Cut 8 squares 2 "

Patchwork Square

Free Quilt Block Pattern

Fabric Placement



Sunny Day

8" finished quilt block

How-to Notes



Bisect square on one diagonal



Bisect square on both diagonals

*All seam allowances are $\frac{1}{4}$ " and included in cutting measurements unless noted otherwise

1



Fabric 1

Cut 16 squares $1\frac{1}{2}$ "


2



Fabric 2

Cut 8 squares $1\frac{1}{2}$ "

3



Fabric 3

Cut 4 squares $2\frac{7}{8}$ " and bisect on one diagonal

4



Fabric 4

Cut 4 squares $2\frac{7}{8}$ " and bisect on one diagonal

5



Fabric 5

Cut 8 squares $1\frac{1}{2}$ "



Patchwork Square

Free Quilt Block Pattern



Sunny Day



Make 8



Make 4 of each colour combination



Make 1

