



Starlight Geese



- 10" finished quilt block**
- 7 ½" finished quilt block**
- 5" finished quilt block**

Fabric Placement



Starlight Geese

10" finished quilt block

How-to Notes



Bisect square on one diagonal



Bisect square on both diagonals

*All seam allowances are 1/4" unless noted otherwise

1



Background fabric 1

Cut 10 squares 2 7/8" and bisect on one diagonal

2



Fabric 2

Cut 3 squares 5 1/4" and bisect on both diagonals

3

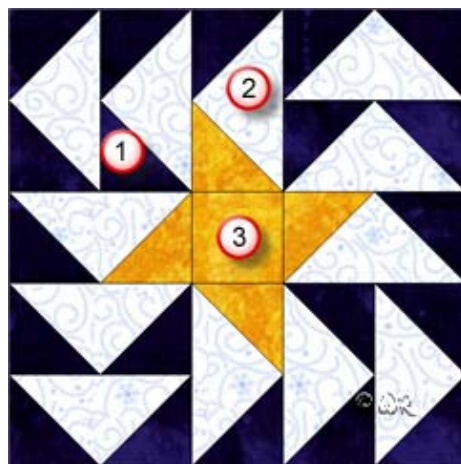


Fabric 3

Cut 1 square 2 1/2"

Cut 2 squares 2 7/8" and bisect on one diagonal

Fabric Placement



Starlight Geese

7 1/2" finished quilt block

How-to Notes



Bisect square on one diagonal



Bisect square on both diagonals

*All seam allowances are 1/4" unless noted otherwise

1



Background fabric 1

Cut 10 squares 2 3/8" and bisect on one diagonal

2



Fabric 2

Cut 3 squares 4 1/4" and bisect on both diagonals

3

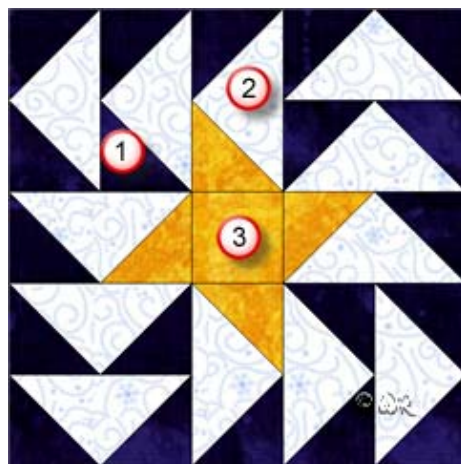


Fabric 3

Cut 1 square 2"

Cut 2 squares 2 3/8" and bisect on one diagonal

Fabric Placement



Starlight Geese

5" finished quilt block

How-to Notes




Bisect square on one diagonal



Bisect square on both diagonals

*All seam allowances are 1/4" unless noted otherwise

1



Background fabric 1

Cut 10 squares 1 7/8" and bisect on one diagonal

2



Fabric 2

Cut 3 squares 3 1/4" and bisect on both diagonals

3



Fabric 3

Cut 1 square 1 1/2"

Cut 2 squares 1 7/8" and bisect on one diagonal

Starlight Geese

