


Star in Square



15" finished quilt block

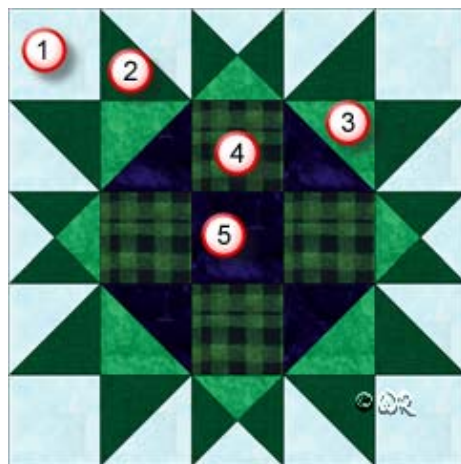
10" finished quilt block

7 ½" finished quilt block

Star in Square

15" finished quilt block

Fabric Placement



How-to Notes








Bisect square on one diagonal



Bisect square on both diagonals

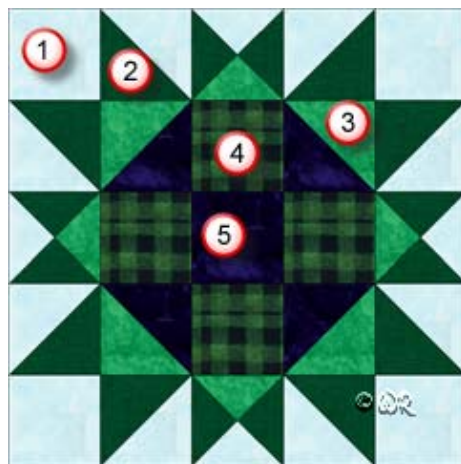
*All seam allowances are 1/4" unless noted otherwise

1		<p>Background fabric 1</p> <p>Cut 4 squares 3 1/2"</p> <p>Cut 4 squares 3 7/8" and bisect on one diagonal</p> <p>Cut 1 square 4 1/4" and bisect on both diagonals</p>
2		<p>Fabric 2</p> <p>Cut 4 squares 3 7/8" and bisect on one diagonal</p> <p>Cut 2 squares 4 1/4" and bisect on both diagonals</p>
3		<p>Fabric 3</p> <p>Cut 2 squares 3 7/8" and bisect on one diagonal</p> <p>Cut 1 square 4 1/4" and bisect on both diagonals</p>
4		<p>Fabric 4</p> <p>Cut 4 squares 3 1/2"</p>
5		<p>Fabric 5</p> <p>Cut 1 square 3 1/2"</p> <p>Cut 2 squares 3 7/8" and bisect on one diagonal</p>

Star in Square

10" finished quilt block

Fabric Placement



How-to Notes








Bisect square on one diagonal



Bisect square on both diagonals

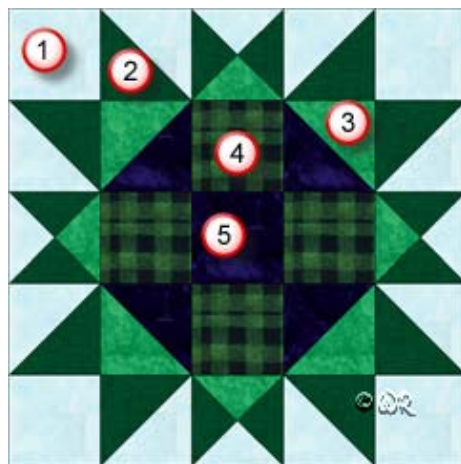
*All seam allowances are 1/4" unless noted otherwise

1		<p>Background fabric 1</p> <p>Cut 4 squares 2 1/2"</p> <p>Cut 4 squares 2 7/8" and bisect on one diagonal</p> <p>Cut 1 square 3 1/4" and bisect on both diagonals</p>
2		<p>Fabric 2</p> <p>Cut 4 squares 2 7/8" and bisect on one diagonal</p> <p>Cut 2 squares 3 1/4" and bisect on both diagonals</p>
3		<p>Fabric 3</p> <p>Cut 2 squares 2 7/8" and bisect on one diagonal</p> <p>Cut 1 square 3 1/4" and bisect on both diagonals</p>
4		<p>Fabric 4</p> <p>Cut 4 squares 2 1/2"</p>
5		<p>Fabric 5</p> <p>Cut 1 square 2 1/2"</p> <p>Cut 2 squares 2 7/8" and bisect on one diagonal</p>

Star in Square

7 1/2" finished quilt block

Fabric Placement



How-to Notes



Bisect square on one diagonal



Bisect square on both diagonals

*All seam allowances are 1/4" unless noted otherwise

1



Background fabric 1

Cut 4 squares 2"
Cut 4 squares 2 3/8" and bisect on one diagonal
Cut 1 square 2 3/4" and bisect on both diagonals

2



Fabric 2

Cut 4 squares 2 3/8" and bisect on one diagonal
Cut 2 squares 2 3/4" and bisect on both diagonals

3



Fabric 3

Cut 2 squares 2 3/8" and bisect on one diagonal
Cut 1 square 2 3/4" and bisect on both diagonals

4



Fabric 4

Cut 4 squares 2"

5



Fabric 5

Cut 1 square 2"
Cut 2 squares 2 3/8" and bisect on one diagonal

Star in Square



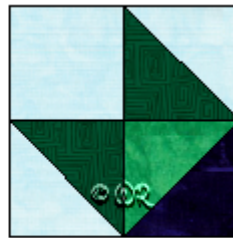
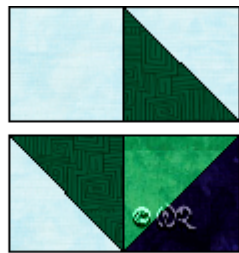

Make 8



Make 4



Make 4



Make 4



Make 4

