



Star and Octagon



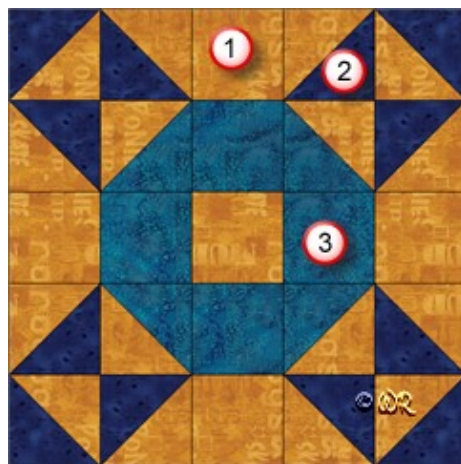
- 15" finished quilt block
- 10" finished quilt block
- 7 ½" finished quilt block
- 5" finished quilt block

Star and Octagon

Sample Quilt Layouts



Fabric Placement



Star and Octagon

15" finished quilt block

How-to Notes



Bisect square on one diagonal



Bisect square on both diagonals

*All seam allowances are 1/4" unless noted otherwise

1



Fabric 1

Cut 5 squares 3 1/2"

Cut 8 squares 3 7/8" and bisect on one diagonal

2



Fabric 2

Cut 6 squares 3 7/8" and bisect on one diagonal

3

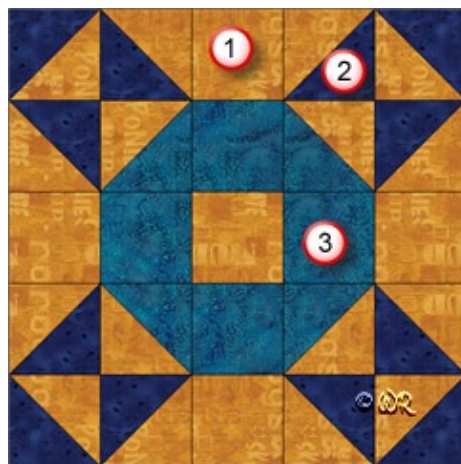


Fabric 3

Cut 4 squares 3 1/2"

Cut 2 squares 3 7/8" and bisect on one diagonal

Fabric Placement



Star and Octagon

10" finished quilt block

How-to Notes




Bisect square on one diagonal



Bisect square on both diagonals

*All seam allowances are 1/4" unless noted otherwise

1



Fabric 1

Cut 5 squares 2 1/2"

Cut 8 squares 2 7/8" and bisect on one diagonal

2



Fabric 2

Cut 6 squares 2 7/8" and bisect on one diagonal

3

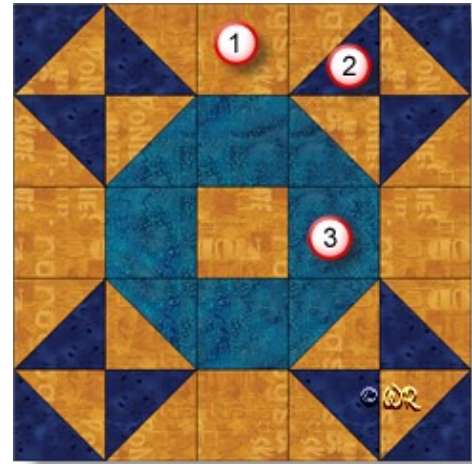


Fabric 3

Cut 4 squares 2 1/2"

Cut 2 squares 2 7/8" and bisect on one diagonal

Fabric Placement



Star and Octagon

7 1/2" finished quilt block

How-to Notes



Bisect square on one diagonal



Bisect square on both diagonals

*All seam allowances are 1/4" unless noted otherwise

1



Fabric 1

Cut 5 squares 2"

Cut 8 squares 2 3/8" and bisect on one diagonal

2



Fabric 2

Cut 6 squares 2 3/8" and bisect on one diagonal

3

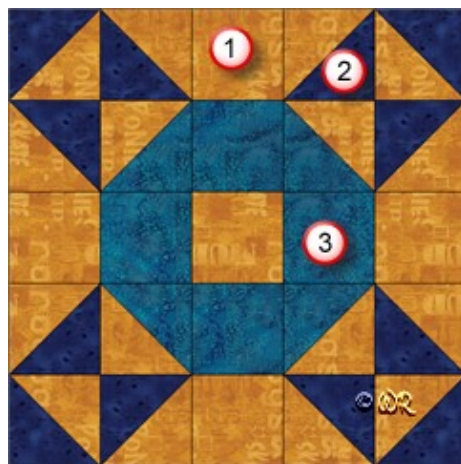


Fabric 3

Cut 4 squares 2"

Cut 2 squares 2 3/8" and bisect on one diagonal

Fabric Placement



Star and Octagon

5" finished quilt block

How-to Notes




Bisect square on one diagonal



Bisect square on both diagonals

*All seam allowances are 1/4" unless noted otherwise

1



Fabric 1

Cut 5 squares 1 1/2"

Cut 8 squares 1 7/8" and bisect on one diagonal

2



Fabric 2

Cut 6 squares 1 7/8" and bisect on one diagonal

3



Fabric 3

Cut 4 squares 1 1/2"

Cut 2 squares 1 7/8" and bisect on one diagonal

Star and Octagon




Make 4



Make 12



Make 4



Make 4

