


## Springtime



12" finished quilt block  
9" finished quilt block  
6" finished quilt block

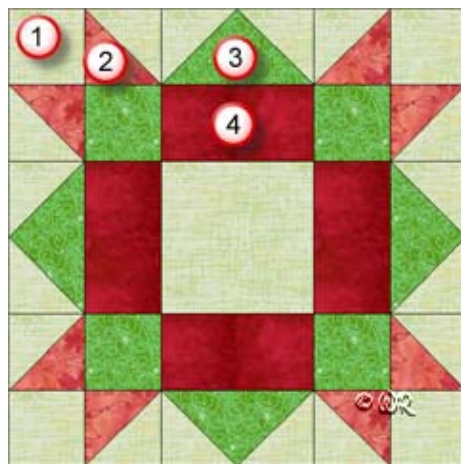
# Patchwork Square

Free Quilt Block Pattern

## Springtime

12" finished quilt block

Fabric Placement



### How-to Notes



Bisect square on one diagonal



Bisect square on both diagonals

\*All seam allowances are  $\frac{1}{4}$ " unless noted otherwise

1



#### Background fabric 1

Cut 4 squares  $2\frac{1}{2}$ "

Cut 1 square  $4\frac{1}{2}$ "

Cut 8 squares  $2\frac{7}{8}$ " and bisect on one diagonal

2



#### Fabric 2

Cut 4 squares  $2\frac{7}{8}$ " and bisect on one diagonal

3



#### Fabric 3

Cut 4 squares  $2\frac{1}{2}$ "

Cut 1 square  $5\frac{1}{4}$ " and bisect on both diagonals

4



#### Fabric 4

Cut 4 rectangles  $2\frac{1}{2}$ " x  $4\frac{1}{2}$ "

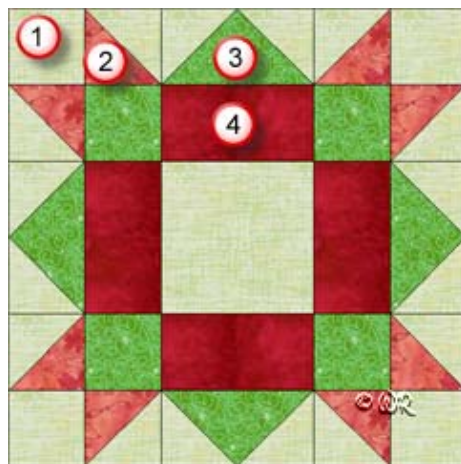
# Patchwork Square

Free Quilt Block Pattern

## Springtime

9" finished quilt block

Fabric Placement



### How-to Notes



Bisect square on one diagonal



Bisect square on both diagonals

\*All seam allowances are  $\frac{1}{4}$ " unless noted otherwise

1



#### Background fabric 1

Cut 4 squares 2"

Cut 1 square 3 1/2"

Cut 8 squares 2 3/8" and bisect on one diagonal

2



#### Fabric 2

Cut 4 squares 2 3/8" and bisect on one diagonal

3



#### Fabric 3

Cut 4 squares 2"

Cut 1 square 4 1/4" and bisect on both diagonals

4



#### Fabric 4

Cut 4 rectangles 2" x 3 1/2"

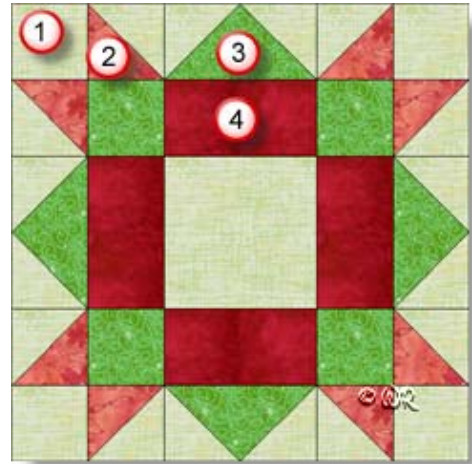
# Patchwork Square

Free Quilt Block Pattern

## Springtime

6" finished quilt block

Fabric Placement



### How-to Notes



Bisect square on one diagonal



Bisect square on both diagonals

\*All seam allowances are  $\frac{1}{4}$ " unless noted otherwise

1



#### Background fabric 1

Cut 4 squares  $1\frac{1}{2}$ "

Cut 1 square  $2\frac{1}{2}$ "

Cut 8 squares  $1\frac{7}{8}$ " and bisect on one diagonal

2



#### Fabric 2

Cut 4 squares  $1\frac{7}{8}$ " and bisect on one diagonal

3



#### Fabric 3

Cut 4 squares  $1\frac{1}{2}$ "

Cut 1 square  $3\frac{1}{4}$ " and bisect on both diagonals

4



#### Fabric 4

Cut 4 rectangles  $1\frac{1}{2}$ " x  $2\frac{1}{2}$ "

## Springtime

