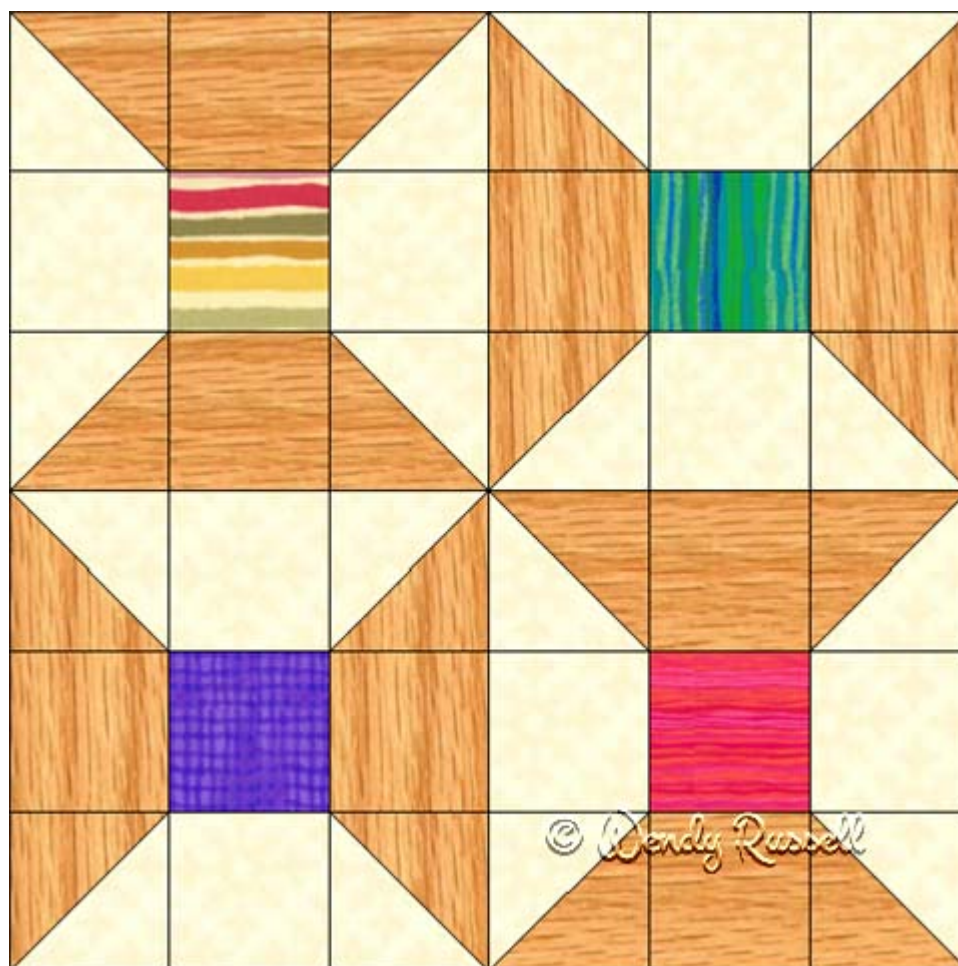


# Patchwork Square

Free Quilt Block Pattern

## Spools



12" finished quilt block

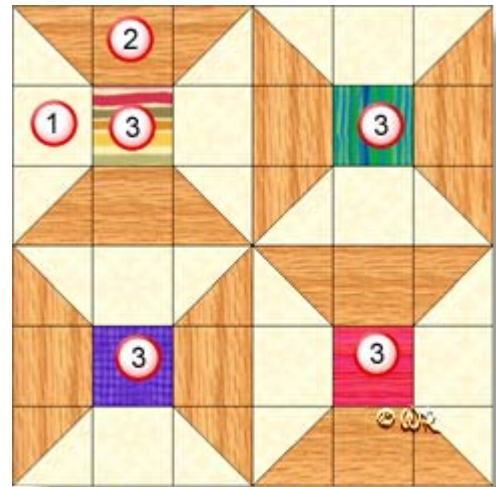
9" finished quilt block

6" finished quilt block

# Patchwork Square

Free Quilt Block Pattern

Fabric Placement



## Spools

12" finished quilt block

### How-to Notes



Bisect square on one diagonal



Bisect square on both diagonals

\*All seam allowances are 1/4" unless noted otherwise

**1**



**Background fabric 1**

Cut 8 squares 2 1/2"

Cut 8 squares 2 7/8" and bisect on one diagonal

**2**




**Fabric 2 (spools)**

Cut 8 squares 2 1/2"

Cut 8 squares 2 7/8" and bisect on one diagonal

**3**



**Assorted fabrics for "thread" on spools**

Cut 4 squares 2 1/2"

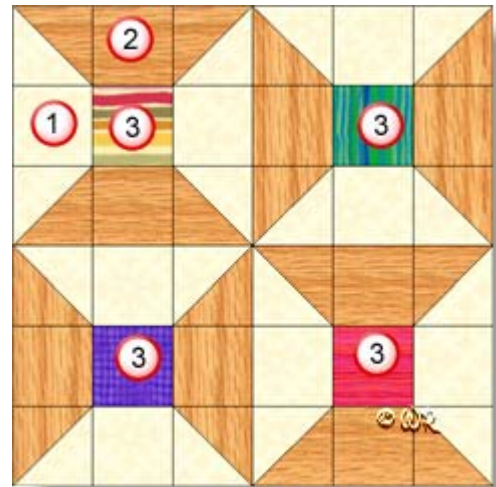
# Patchwork Square

Free Quilt Block Pattern

## Spools

9" finished quilt block

Fabric Placement



### How-to Notes



Bisect square on one diagonal



Bisect square on both diagonals

\*All seam allowances are 1/4" unless noted otherwise

**1**



**Background fabric 1**

Cut 8 squares 2"

Cut 8 squares 2 3/8" and bisect on one diagonal

**2**




**Fabric 2 (spools)**

Cut 8 squares 2"

Cut 8 squares 2 3/8" and bisect on one diagonal

**3**



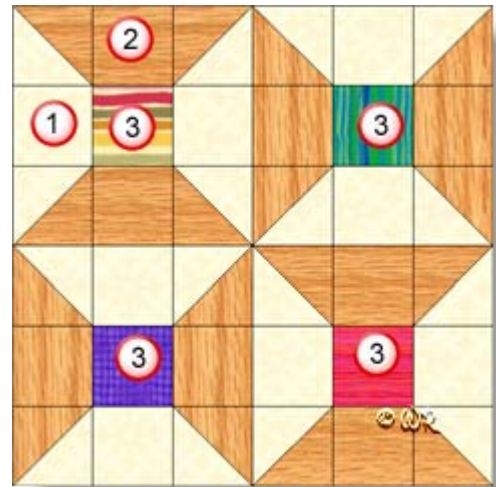
**Assorted fabrics for "thread" on spools**

Cut 4 squares 2"

# Patchwork Square

Free Quilt Block Pattern

Fabric Placement



## Spools

6" finished quilt block

### How-to Notes



Bisect square on one diagonal



Bisect square on both diagonals

\*All seam allowances are 1/4" unless noted otherwise

**1**



#### Background fabric 1

Cut 8 squares 1 1/2"

Cut 8 squares 1 7/8" and bisect on one diagonal

**2**




#### Fabric 2 (spools)

Cut 8 squares 1 1/2"

Cut 8 squares 1 7/8" and bisect on one diagonal

**3**



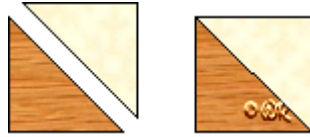
#### Assorted fabrics for "thread" on spools

Cut 4 squares 1 1/2"

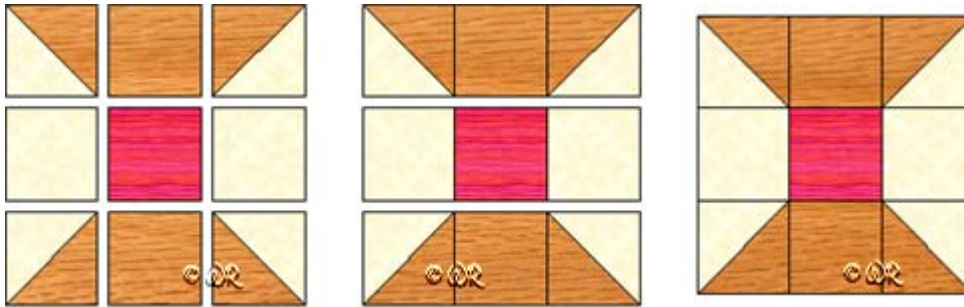
# Patchwork Square

Free Quilt Block Pattern

## Spools



Make 16



Make 4  
using assorted  
fabrics for "thread"

