

# Patchwork Square

Free Quilt Block Pattern

## Spool and Bobbin



12" finished quilt block

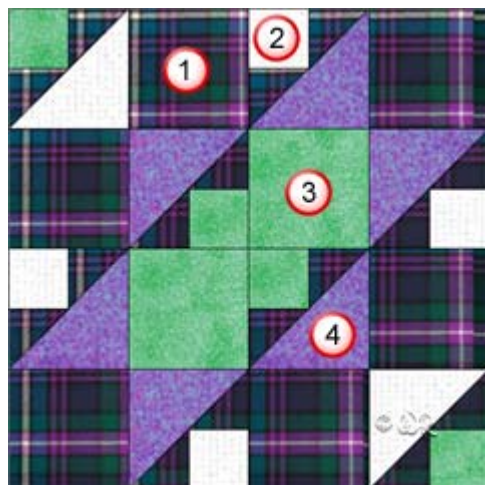
9" finished quilt block

8" finished quilt block

# Patchwork Square

Free Quilt Block Pattern

Fabric Placement



## Spool and Bobbin

12" finished quilt block

### How-to Notes



Bisect square on one diagonal



Bisect square on both diagonals

\*All seam allowances are  $\frac{1}{4}$ " and included in cutting measurements unless noted otherwise

1



#### Fabric 1

Cut 6 squares  $3\frac{1}{2}$ "

Cut 8 squares  $2\frac{3}{8}$ " and bisect on one diagonal

2



#### Fabric 2

Cut 4 squares 2"

Cut 1 square  $3\frac{7}{8}$ " and bisect on one diagonal

3



#### Fabric 3

Cut 4 squares 2"

Cut 2 squares  $3\frac{1}{2}$ "

4



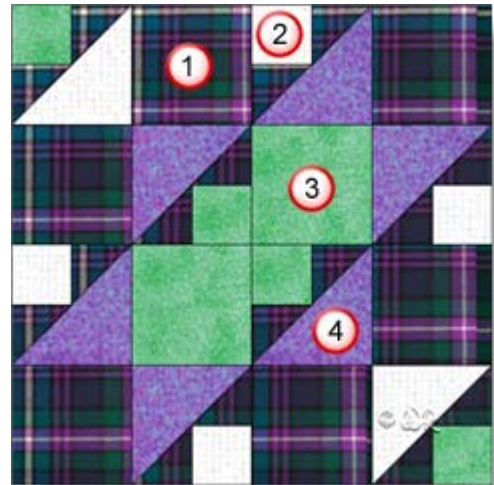
#### Fabric 4

Cut 3 squares  $3\frac{7}{8}$ " and bisect on one diagonal

# Patchwork Square

Free Quilt Block Pattern

Fabric Placement



## Spool and Bobbin

9" finished quilt block

### How-to Notes



Bisect square on one diagonal



Bisect square on both diagonals

\*All seam allowances are  $\frac{1}{4}$ " and included in cutting measurements unless noted otherwise

1



#### Fabric 1

Cut 6 squares  $2\frac{3}{4}$ "

Cut 8 squares 2" and bisect on one diagonal

2



#### Fabric 2

Cut 4 squares  $1\frac{5}{8}$ "

Cut 1 square  $3\frac{1}{8}$ " and bisect on one diagonal

3



#### Fabric 3

Cut 4 squares  $1\frac{5}{8}$ "

Cut 2 squares  $2\frac{3}{4}$ "

4



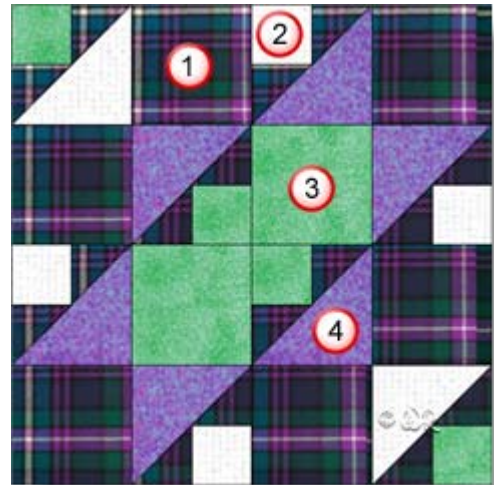
#### Fabric 4

Cut 3 squares  $3\frac{1}{8}$ " and bisect on one diagonal

# Patchwork Square

Free Quilt Block Pattern

Fabric Placement



## Spool and Bobbin

8" finished quilt block

### How-to Notes



Bisect square on one diagonal



Bisect square on both diagonals

\*All seam allowances are  $\frac{1}{4}$ " and included in cutting measurements unless noted otherwise

1



#### Fabric 1

Cut 6 squares  $2\frac{1}{2}$ "

Cut 8 squares  $1\frac{7}{8}$ " and bisect on one diagonal

2



#### Fabric 2

Cut 4 squares  $2\frac{1}{2}$ "

Cut 1 square  $2\frac{7}{8}$ " and bisect on one diagonal

3



#### Fabric 3

Cut 4 squares  $2\frac{1}{2}$ "

Cut 2 squares  $1\frac{1}{2}$ "

4



#### Fabric 4

Cut 3 squares  $2\frac{7}{8}$ " and bisect on one diagonal

# Patchwork Square

Free Quilt Block Pattern

## Spool and Bobbin

*Construction Method*



*Construction Method*

