


Split Ohio Star



12" finished quilt block

9" finished quilt block

6" finished quilt block

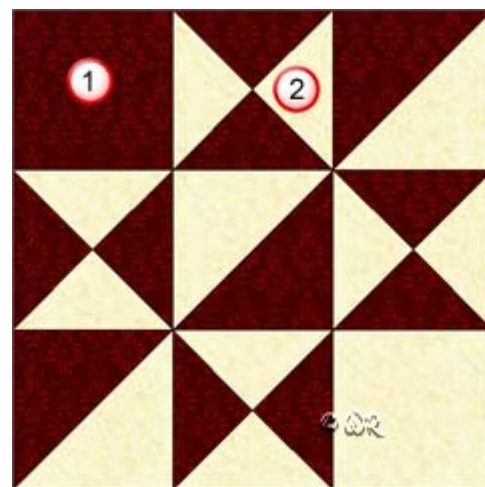
Patchwork Square

Free Quilt Block Pattern

Split Ohio Star

12" finished quilt block

Fabric Placement



How-to Notes



Bisect square on one diagonal



Bisect square on both diagonals

*All seam allowances are $\frac{1}{4}$ " unless noted otherwise

1



Fabric 1 — Dark (or assorted dark fabrics)

Cut 1 square $4\frac{1}{2}$ "

Cut 2 squares $4\frac{7}{8}$ " and bisect on one diagonal (**you will have one triangle left over for another block*)

Cut 2 squares $5\frac{1}{4}$ " and bisect on both diagonals

2



Fabric 2 — Light (or assorted light fabrics)

Cut 1 square $4\frac{1}{2}$ "

Cut 2 squares $4\frac{7}{8}$ " and bisect on one diagonal (**you will have one triangle left over for another block*)

Cut 2 squares $5\frac{1}{4}$ " and bisect on both diagonals

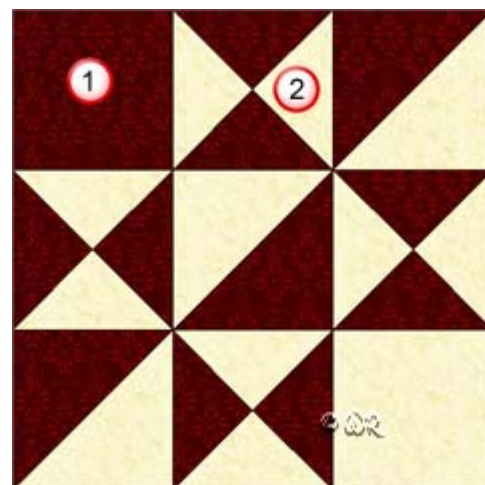
Patchwork Square

Free Quilt Block Pattern

Split Ohio Star

9" finished quilt block

Fabric Placement



How-to Notes



Bisect square on one diagonal



Bisect square on both diagonals

*All seam allowances are $\frac{1}{4}$ " unless noted otherwise

1



Fabric 1 — Dark (or assorted dark fabrics)

Cut 1 square $3\frac{1}{2}$ "

Cut 2 squares $3\frac{7}{8}$ " and bisect on one diagonal (**you will have one triangle left over for another block*)

Cut 2 squares $4\frac{1}{4}$ " and bisect on both diagonals

2



Fabric 2 — Light (or assorted light fabrics)

Cut 1 square $3\frac{1}{2}$ "

Cut 2 squares $3\frac{7}{8}$ " and bisect on one diagonal (**you will have one triangle left over for another block*)

Cut 2 squares $4\frac{1}{4}$ " and bisect on both diagonals

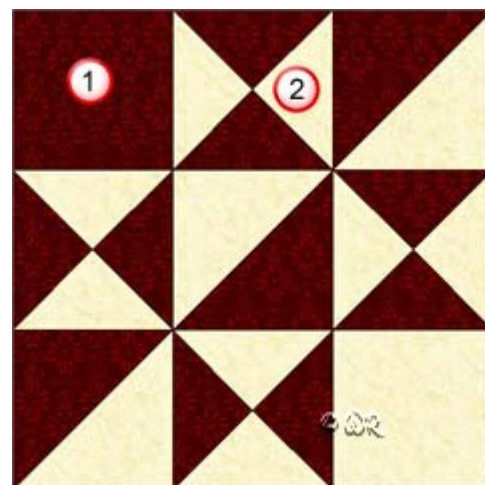
Patchwork Square

Free Quilt Block Pattern

Split Ohio Star

6" finished quilt block

Fabric Placement



How-to Notes



Bisect square on one diagonal



Bisect square on both diagonals

*All seam allowances are $\frac{1}{4}$ " unless noted otherwise

1



Fabric 1 — Dark (or assorted dark fabrics)

Cut 1 square $2\frac{1}{2}$ "

Cut 2 squares $2\frac{7}{8}$ " and bisect on one diagonal (**you will have one triangle left over for another block*)

Cut 2 squares $3\frac{1}{4}$ " and bisect on both diagonals

2




Fabric 2 — Light (or assorted light fabrics)

Cut 1 square $2\frac{1}{2}$ "


Cut 2 squares $2\frac{7}{8}$ " and bisect on one diagonal (**you will have one triangle left over for another block*)

Cut 2 squares $3\frac{1}{4}$ " and bisect on both diagonals

Split Ohio Star



Make 3



Make 4

