

## Sister's Choice Variation



15" finished quilt block

10" finished quilt block

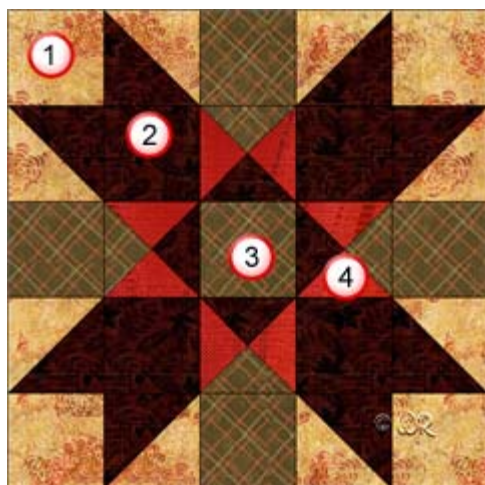
# Patchwork Square

Free Quilt Block Pattern

## Sister's Choice Variation

15" finished quilt block

Fabric Placement



### How-to Notes



Bisect square on one diagonal



Bisect square on both diagonals

\*All seam allowances are 1/4" unless noted otherwise

1



#### Background fabric 1

Cut 4 squares 3 1/2"

Cut 4 squares 3 7/8" and bisect on one diagonal

2



#### Fabric 2

Cut 4 squares 3 1/2"

Cut 4 squares 3 7/8" and bisect on one diagonal

Cut 1 square 4 1/4" and bisect on both diagonals

3




#### Fabric 3

Cut 5 squares 3 1/2"

Cut 1 square 4 1/4" and bisect on both diagonals

4



#### Fabric 4

Cut 2 squares 4 1/4" and bisect on both diagonals

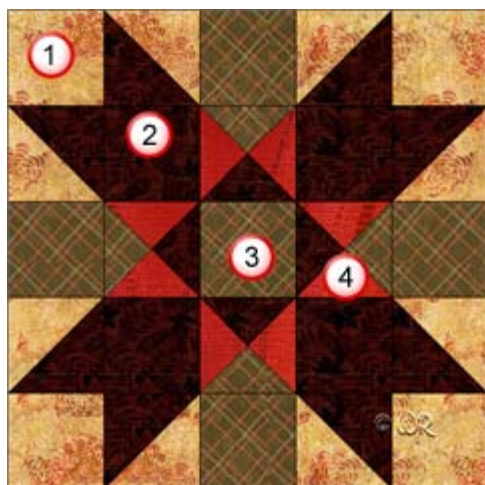
# Patchwork Square

Free Quilt Block Pattern

## Sister's Choice Variation

10" finished quilt block

Fabric Placement



### How-to Notes



Bisect square on one diagonal



Bisect square on both diagonals

\*All seam allowances are 1/4" unless noted otherwise

**1**



#### Background fabric 1

Cut 4 squares 2 1/2"

Cut 4 squares 2 7/8" and bisect on one diagonal

**2**



#### Fabric 2

Cut 4 squares 2 1/2"

Cut 4 squares 2 7/8" and bisect on one diagonal

Cut 1 square 3 1/4" and bisect on both diagonals

**3**




#### Fabric 3

Cut 5 squares 2 1/2"

Cut 1 square 3 1/4" and bisect on both diagonals

**4**



#### Fabric 4

Cut 2 squares 3 1/4" and bisect on both diagonals

## Sister's Choice Variation

