



## Sister's Choice



- 15" finished quilt block
- 10" finished quilt block
- 7 ½" finished quilt block
- 5" finished quilt block

# Sister's Choice

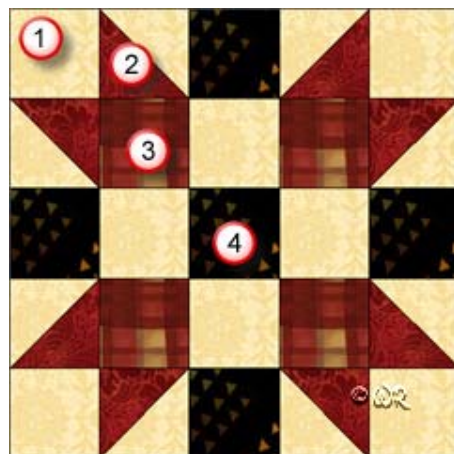
## Sample Quilt Layouts



## Sister's Choice

15" finished quilt block

Fabric Placement



### How-to Notes



Bisect square on one diagonal



Bisect square on both diagonals

**1**



#### Background fabric

Cut 8 squares  $3\frac{1}{2}$ "  
Cut 4 squares  $3\frac{7}{8}$ " and bisect on one diagonal


**2**



#### Fabric 2

Cut 4 squares  $3\frac{7}{8}$ " and bisect on one diagonal


**3**



#### Fabric 3

Cut 4 squares  $3\frac{1}{2}$ "

**4**



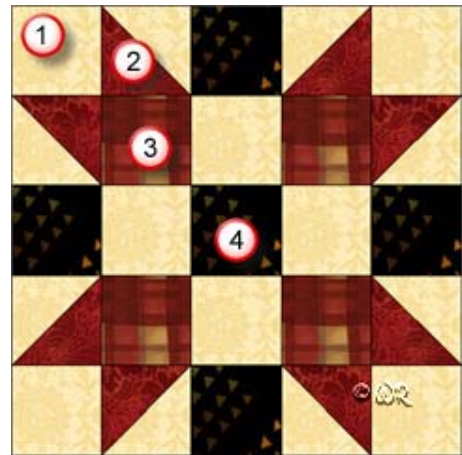
#### Fabric 4

Cut 5 squares  $3\frac{1}{2}$ "

## Sister's Choice

10" finished quilt block

Fabric Placement



### How-to Notes



Bisect square on one diagonal



Bisect square on both diagonals

1



#### Background fabric

Cut 8 squares  $2\frac{1}{2}$ "  
Cut 4 squares  $2\frac{7}{8}$ " and bisect on one diagonal


2



#### Fabric 2

Cut 4 squares  $2\frac{7}{8}$ " and bisect on one diagonal

3



#### Fabric 3

Cut 4 squares  $2\frac{1}{2}$ "

4



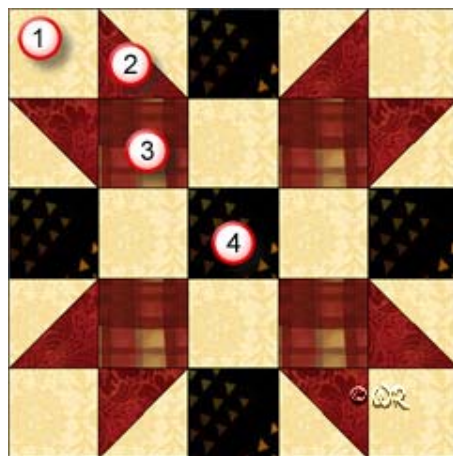
#### Fabric 4

Cut 5 squares  $2\frac{1}{2}$ "

## Sister's Choice

7 1/2" finished quilt block

Fabric Placement



### How-to Notes



Bisect square on one diagonal



Bisect square on both diagonals

**1**



#### Background fabric

Cut 8 squares 2"  
Cut 4 squares 2 3/8" and bisect on one diagonal


**2**



#### Fabric 2

Cut 4 squares 2 3/8" and bisect on one diagonal


**3**



#### Fabric 3

Cut 4 squares 2"

**4**



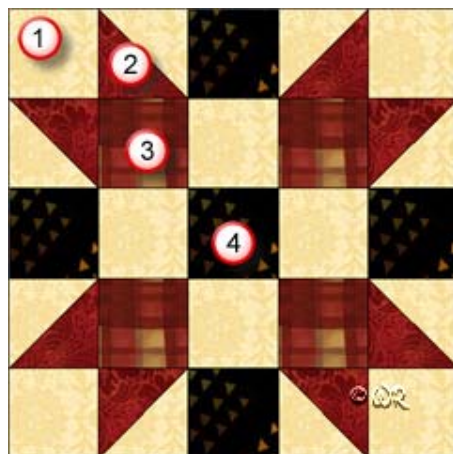
#### Fabric 4

Cut 5 squares 2"

## Sister's Choice

5" finished quilt block

Fabric Placement



### How-to Notes



Bisect square on one diagonal



Bisect square on both diagonals

1



#### Background fabric

Cut 8 squares 1 1/2"  
Cut 4 squares 1 7/8" and bisect on one diagonal


2



#### Fabric 2

Cut 4 squares 1 7/8" and bisect on one diagonal


3



#### Fabric 3

Cut 4 squares 1 1/2"

4



#### Fabric 4

Cut 5 squares 1 1/2"


## Sister's Choice



Make 4



Make 8



Make 4

