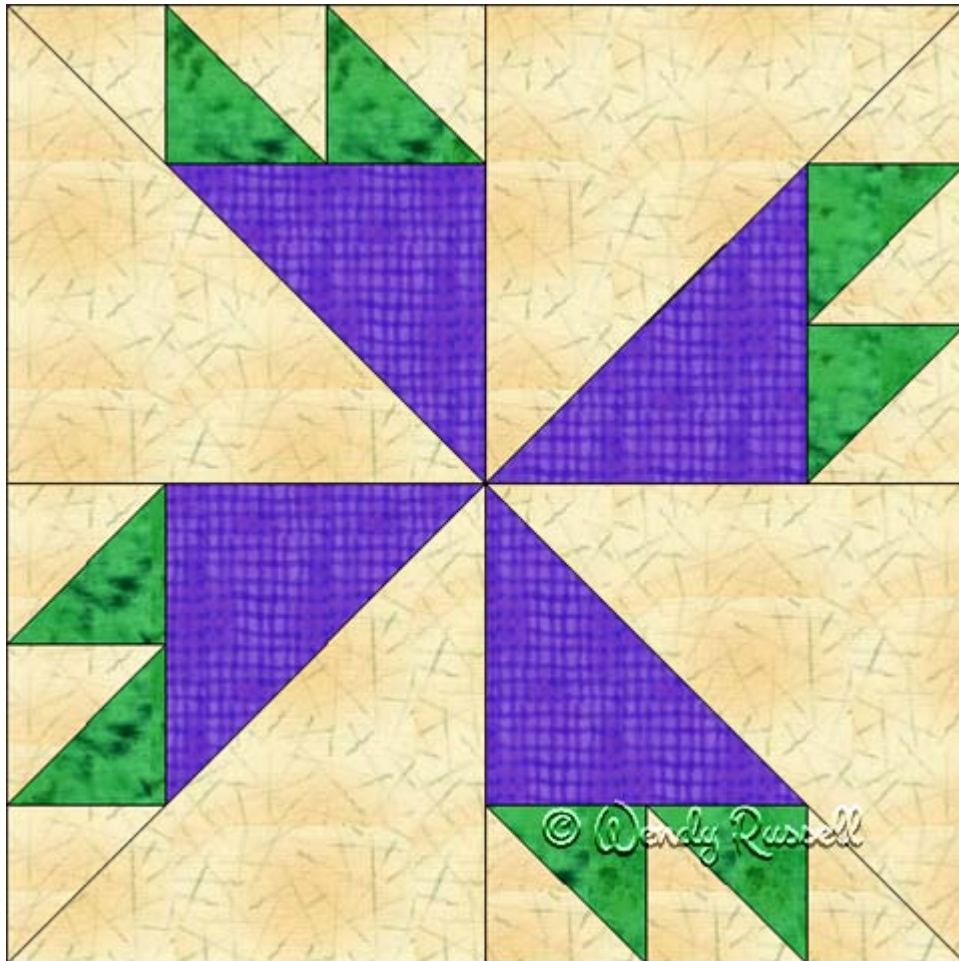


## Rosebud



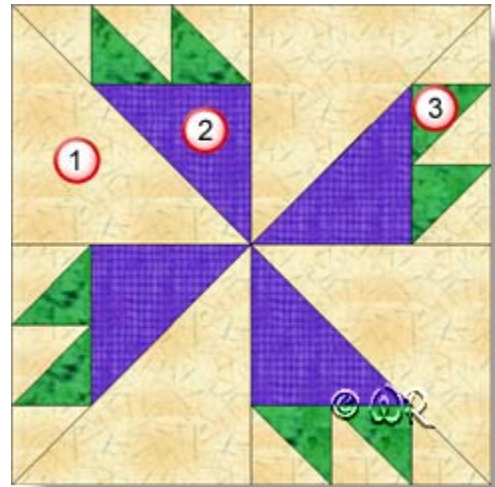
12" finished quilt block

9" finished quilt block

# Patchwork Square

Free Quilt Block Pattern

## Fabric Placement



## Rosebud

12" finished quilt block

### How-to Notes






Bisect square on one diagonal



Bisect square on both diagonals

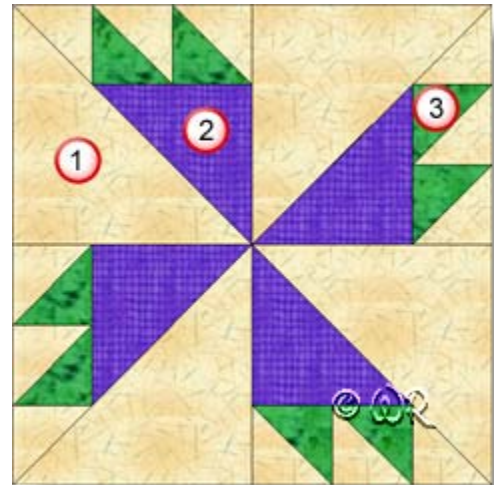
\*All seam allowances are  $\frac{1}{4}$ " unless noted otherwise

<b>1</b>		<p><b>Background fabric 1</b></p> <p>Cut 2 squares <math>6\frac{7}{8}</math>" and bisect on one diagonal            Cut 6 squares <math>2\frac{7}{8}</math>" and bisect on one diagonal</p>
<b>2</b>		<p><b>Fabric 2</b></p> <p>Cut 2 squares <math>4\frac{7}{8}</math>" and bisect on one diagonal</p>
<b>3</b>		<p><b>Fabric 3</b></p> <p>Cut 4 squares <math>2\frac{7}{8}</math>" and bisect on one diagonal</p>

# Patchwork Square

Free Quilt Block Pattern

## Fabric Placement



## Rosebud

9" finished quilt block

### How-to Notes






Bisect square on one diagonal



Bisect square on both diagonals

\*All seam allowances are  $\frac{1}{4}$ " unless noted otherwise

<b>1</b>		<b>Background fabric 1</b> Cut 2 squares $5 \frac{3}{8}$ " and bisect on one diagonal Cut 6 squares $2 \frac{3}{8}$ " and bisect on one diagonal
<b>2</b>		<b>Fabric 2</b> Cut 2 squares $3 \frac{7}{8}$ " and bisect on one diagonal
<b>3</b>		<b>Fabric 3</b> Cut 4 squares $2 \frac{3}{8}$ " and bisect on one diagonal

## Rosebud

