

Roll of the Dice





12" finished quilt block

8" finished quilt block

6" finished quilt block

Roll of the Dice

Sample Quilt Layouts




Patchwork Square

Free Quilt Block Pattern

Roll of the Dice

12" finished quilt block

Fabric Placement



How-to Notes






Bisect square on one diagonal



Bisect square on both diagonals

*All seam allowances are 1/4" unless noted otherwise

1		<p>Background fabric Cut 4 squares 3 1/2" Cut 1 square 4 3/4" Cut 2 squares 3 7/8" and bisect on one diagonal</p>
2		<p>Fabric 2 Cut 4 squares 3 1/2"</p>
3		<p>Fabric 3 Cut 4 squares 3 7/8" and bisect on one diagonal</p>


Patchwork Square

Free Quilt Block Pattern

Roll of the Dice

8" finished quilt block

Fabric Placement



How-to Notes



Bisect square on one diagonal



Bisect square on both diagonals

*All seam allowances are 1/4" unless noted otherwise

1



Background fabric

Cut 4 squares 2 1/2"

Cut 1 square 3 3/8"

Cut 2 squares 2 7/8" and bisect on one diagonal

2



Fabric 2

Cut 4 squares 2 1/2"

3



Fabric 3

Cut 4 squares 2 7/8" and bisect on one diagonal


Patchwork Square

Free Quilt Block Pattern

Roll of the Dice

6" finished quilt block

Fabric Placement



How-to Notes






Bisect square on one diagonal



Bisect square on both diagonals

*All seam allowances are 1/4" unless noted otherwise

1		<p>Background fabric</p> <p>Cut 4 squares 2"</p> <p>Cut 1 square 2 5/8"</p> <p>Cut 2 squares 2 3/8" and bisect on one diagonal</p>
2		<p>Fabric 2</p> <p>Cut 4 squares 2"</p>
3		<p>Fabric 3</p> <p>Cut 4 squares 2 3/8" and bisect on one diagonal</p>

Roll of the Dice

