

## Rocky Mountain Chain

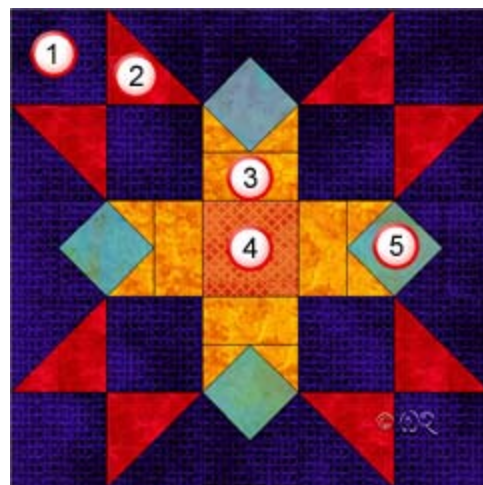


15" finished quilt block

10" finished quilt block

## Rocky Mountain Chain

15" finished quilt block



### How-to Notes




Bisect square on one diagonal



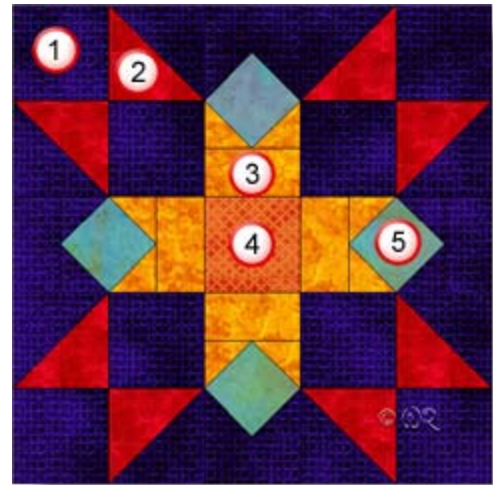
Bisect square on both diagonals

\*All seam allowances are  $\frac{1}{4}$ " and included in cutting measurements unless noted otherwise

<b>1</b>		<p><b>Fabric 1</b></p> <p>Cut 8 squares <math>3\frac{1}{2}</math>"</p> <p>Cut 4 squares <math>3\frac{7}{8}</math>" and bisect on one diagonal</p> <p>Cut 4 squares <math>2\frac{3}{8}</math>" and bisect on one diagonal</p> <p>Cut 4 rectangles <math>2"</math> x <math>3\frac{1}{2}"</math></p>
<b>2</b>		<p><b>Fabric 2</b></p> <p>Cut 4 squares <math>3\frac{7}{8}</math>" and bisect on one diagonal</p>
<b>3</b>		<p><b>Fabric 3</b></p> <p>Cut 4 rectangles <math>2"</math> x <math>3\frac{1}{2}"</math></p> <p>Cut 4 squares <math>2\frac{3}{8}</math>" and bisect on one diagonal</p>
<b>4</b>		<p><b>Fabric 4</b></p> <p>Cut 1 square <math>3\frac{1}{2}"</math></p>
<b>5</b>		<p><b>Fabric 5</b></p> <p>Cut 4 squares <math>2\frac{5}{8}"</math></p>

## Rocky Mountain Chain

10" finished quilt block



### How-to Notes








Bisect square on one diagonal



Bisect square on both diagonals

\*All seam allowances are  $\frac{1}{4}$ " and included in cutting measurements unless noted otherwise

<b>1</b>		<p><b>Fabric 1</b></p> <p>Cut 8 squares <math>2\frac{1}{2}</math>"</p> <p>Cut 4 squares <math>2\frac{7}{8}</math>" and bisect on one diagonal</p> <p>Cut 4 squares <math>1\frac{7}{8}</math>" and bisect on one diagonal</p> <p>Cut 4 rectangles <math>1\frac{1}{2}</math>" x <math>2\frac{1}{2}</math>"</p>
<b>2</b>		<p><b>Fabric 2</b></p> <p>Cut 4 squares <math>2\frac{7}{8}</math>" and bisect on one diagonal</p>
<b>3</b>		<p><b>Fabric 3</b></p> <p>Cut 4 rectangles <math>1\frac{1}{2}</math>" x <math>2\frac{1}{2}</math>"</p> <p>Cut 4 squares <math>1\frac{7}{8}</math>" and bisect on one diagonal</p>
<b>4</b>		<p><b>Fabric 4</b></p> <p>Cut 1 square <math>2\frac{1}{2}</math>"</p>
<b>5</b>		<p><b>Fabric 5</b></p> <p>Cut 4 squares <math>1\frac{15}{16}</math>"</p>



# Patchwork Square

Free Quilt Block Pattern

## Rocky Mountain Chain



Make 8



Make 4



Make 4



Make 4

