


Patchwork Square

Free Quilt Block Pattern

Road to Rome



12" finished quilt block

9" finished quilt block

6" finished quilt block

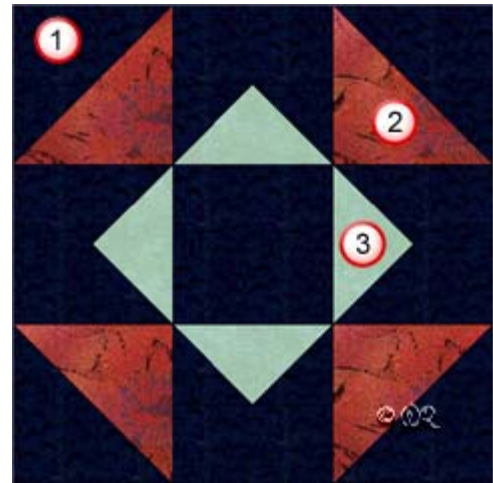
Patchwork Square

Free Quilt Block Pattern

Road to Rome

12" finished quilt block

Fabric Placement



How-to Notes






Bisect square on one diagonal



Bisect square on both diagonals

*All seam allowances are $\frac{1}{4}$ " unless noted otherwise

1		<p>Background fabric 1</p> <p>Cut 1 square $4\frac{1}{2}$" for centre</p> <p>Cut 4 rectangles $2\frac{1}{2}$" x $4\frac{1}{2}$"</p> <p>Cut 4 squares $2\frac{7}{8}$" and bisect on one diagonal</p> <p>Cut 2 squares $4\frac{7}{8}$" and bisect on one diagonal</p>
2		<p>Fabric 2</p> <p>Cut 2 squares $4\frac{7}{8}$" and bisect on one diagonal</p>
3		<p>Fabric 3</p> <p>Cut 1 square $5\frac{1}{4}$" and bisect on both diagonals</p>

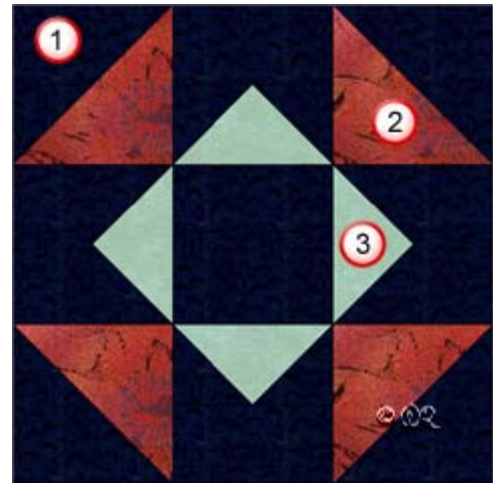
Patchwork Square

Free Quilt Block Pattern

Road to Rome

9" finished quilt block

Fabric Placement



How-to Notes



Bisect square on one diagonal



Bisect square on both diagonals

*All seam allowances are $\frac{1}{4}$ " unless noted otherwise

1



Background fabric 1

Cut 1 square $3\frac{1}{2}$ " for centre

Cut 4 rectangles 2 " x $3\frac{1}{2}$ "

Cut 4 squares $2\frac{3}{8}$ " and bisect on one diagonal

Cut 2 squares $3\frac{7}{8}$ " and bisect on one diagonal

2



Fabric 2

Cut 2 squares $3\frac{7}{8}$ " and bisect on one diagonal

3



Fabric 3

Cut 1 square $4\frac{1}{4}$ " and bisect on both diagonals

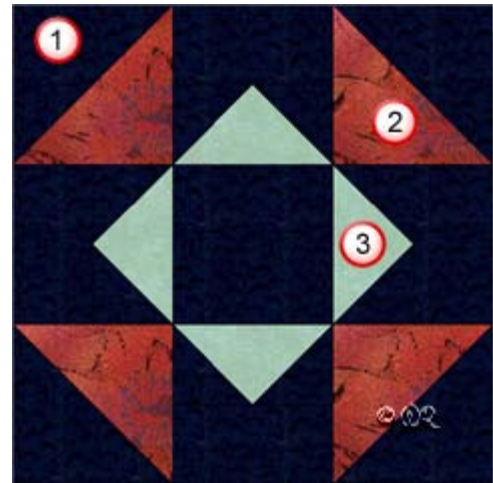
Patchwork Square

Free Quilt Block Pattern

Road to Rome

6" finished quilt block

Fabric Placement



How-to Notes



Bisect square on one diagonal



Bisect square on both diagonals

*All seam allowances are $\frac{1}{4}$ " unless noted otherwise

1



Background fabric 1

Cut 1 square $2\frac{1}{2}$ " for centre

Cut 4 rectangles $1\frac{1}{2}$ " x $2\frac{1}{2}$ "

Cut 4 squares $1\frac{7}{8}$ " and bisect on one diagonal

Cut 2 squares $2\frac{7}{8}$ " and bisect on one diagonal

2



Fabric 2

Cut 2 squares $2\frac{7}{8}$ " and bisect on one diagonal

3




Fabric 3

Cut 1 square $3\frac{1}{4}$ " and bisect on both diagonals


Road to Rome



Make 4



Make 4



Patchwork Square

Free Quilt Block Pattern

Road to Rome

Sample Quilt Layouts

