


Road to Mississippi




12" finished quilt block

9" finished quilt block

Road to Mississippi

12" finished quilt block

Fabric Placement



How-to Notes



Bisect square on one diagonal



Bisect square on both diagonals

*All seam allowances are $\frac{1}{4}$ " unless noted otherwise

1



Fabric 1

Cut 4 squares $4\frac{1}{2}$ "

2



Fabric 2

Cut 1 square $3\frac{3}{8}$ "

3



Fabric 3

Cut 4 squares $2\frac{7}{8}$ " and bisect on one diagonal

4




Fabric 4

Cut 4 squares $2\frac{7}{8}$ " and bisect on one diagonal
Cut 1 square $4\frac{1}{2}$ "

Road to Mississippi

9" finished quilt block

Fabric Placement



How-to Notes



Bisect square on one diagonal



Bisect square on both diagonals

*All seam allowances are $\frac{1}{4}$ " unless noted otherwise

1



Fabric 1

Cut 4 squares $3\frac{1}{2}$ "


2



Fabric 2

Cut 1 square $2\frac{5}{8}$ "

3



Fabric 3

Cut 4 squares $2\frac{3}{8}$ " and bisect on one diagonal

4



Fabric 4

Cut 4 squares $2\frac{3}{8}$ " and bisect on one diagonal
Cut 1 square $3\frac{1}{2}$ "

Road to Mississippi



Make 4

