


Patchwork Square

Free Quilt Block Pattern

Road to Grandma's



12" finished quilt block

9" finished quilt block

6" finished quilt block

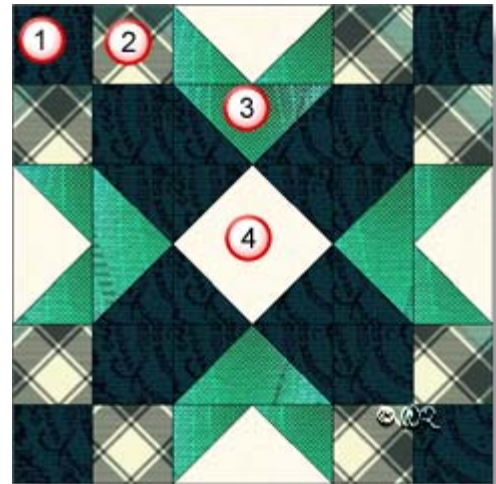
Patchwork Square

Free Quilt Block Pattern

Road to Grandma's

12" finished quilt block

Fabric Placement



How-to Notes



Bisect square on one diagonal



Bisect square on both diagonals

*All seam allowances are $\frac{1}{4}$ " unless noted otherwise

1




Fabric 1

Cut 8 squares $2\frac{1}{2}$ "

Cut 6 squares $2\frac{7}{8}$ " and bisect on one diagonal

2



Fabric 2

Cut 8 squares $2\frac{1}{2}$ "

3




Fabric 3

Cut 4 squares $2\frac{7}{8}$ " and bisect on one diagonal

Cut 1 square $5\frac{1}{4}$ " and bisect on both diagonals

4



Fabric 4

Cut 1 square $5\frac{1}{4}$ " and bisect on both diagonals

Cut centre square $3\frac{3}{8}$ "


Patchwork Square

Free Quilt Block Pattern

Road to Grandma's

9" finished quilt block

Fabric Placement



How-to Notes



Bisect square on one diagonal



Bisect square on both diagonals

*All seam allowances are $\frac{1}{4}$ " unless noted otherwise

1




Fabric 1

Cut 8 squares 2"

Cut 6 squares $2\frac{3}{8}$ " and bisect on one diagonal

2



Fabric 2

Cut 8 squares 2"

3



Fabric 3

Cut 4 squares $2\frac{3}{8}$ " and bisect on one diagonal

Cut 1 square $4\frac{1}{4}$ " and bisect on both diagonals

4



Fabric 4

Cut 1 square $4\frac{1}{4}$ " and bisect on both diagonals

Cut centre square $2\frac{5}{8}$ "

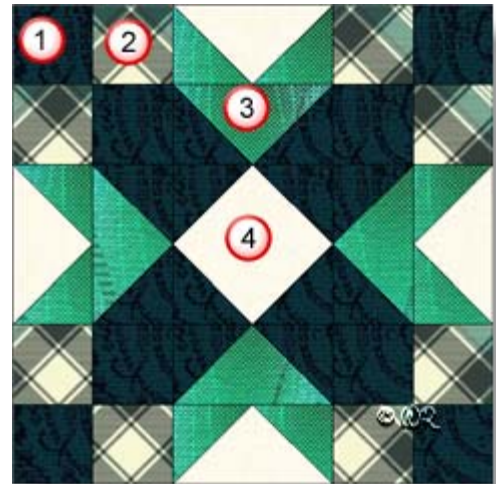
Patchwork Square

Free Quilt Block Pattern

Road to Grandma's

6" finished quilt block

Fabric Placement



How-to Notes



Bisect square on one diagonal



Bisect square on both diagonals

*All seam allowances are 1/4" unless noted otherwise

1




Fabric 1

Cut 8 squares 1 1/2"

Cut 6 squares 1 7/8" and bisect on one diagonal

2



Fabric 2

Cut 8 squares 1 1/2"

3



Fabric 3

Cut 4 squares 1 7/8" and bisect on one diagonal

Cut 1 square 3 1/4" and bisect on both diagonals

4



Fabric 4


Cut 1 square 3 1/4" and bisect on both diagonals

Cut centre square 1-15/16"


Patchwork Square

Free Quilt Block Pattern

Road to Grandma's



Make 4



Make 4 of each combination

Make 4



Make 1

