

Red Cross



- 15" finished quilt block
- 10" finished quilt block
- 7 ½" finished quilt block
- 5" finished quilt block


Patchwork Square

Free Quilt Block Pattern

Red Cross

15" finished quilt block

Fabric Placement



How-to Notes



Bisect square on one diagonal



Bisect square on both diagonals

*All seam allowances are 1/4" unless noted otherwise

1



Fabric 1

Cut 8 squares 3 7/8" and bisect on one diagonal

2



Fabric 2

Cut 4 rectangles 3 1/2" x 6 1/2"

3



Fabric 3

Cut 4 squares 3 7/8" and bisect on one diagonal

4



Fabric 4

Cut 1 square 3 1/2"

Cut 4 squares 3 7/8" and bisect on one diagonal


Patchwork Square

Free Quilt Block Pattern

Red Cross

10" finished quilt block

Fabric Placement



How-to Notes



Bisect square on one diagonal



Bisect square on both diagonals

*All seam allowances are 1/4" unless noted otherwise

1



Fabric 1

Cut 8 squares 2 7/8" and bisect on one diagonal

2



Fabric 2

Cut 4 rectangles 2 1/2" x 4 1/2"


3



Fabric 3

Cut 4 squares 2 7/8" and bisect on one diagonal

4



Fabric 4

Cut 1 square 2 1/2"

Cut 4 squares 2 7/8" and bisect on one diagonal


Patchwork Square

Free Quilt Block Pattern

Red Cross

7 1/2" finished quilt block

Fabric Placement



How-to Notes



Bisect square on one diagonal



Bisect square on both diagonals

*All seam allowances are 1/4" unless noted otherwise

1



Fabric 1

Cut 8 squares 2 3/8" and bisect on one diagonal

2



Fabric 2

Cut 4 rectangles 2" x 3 1/2"


3



Fabric 3

Cut 4 squares 2 3/8" and bisect on one diagonal

4



Fabric 4


Cut 1 square 2"

Cut 4 squares 2 3/8" and bisect on one diagonal

Red Cross

5" finished quilt block

Fabric Placement



How-to Notes







Bisect square on one diagonal




Bisect square on both diagonals


*All seam allowances are 1/4" unless noted otherwise

<p>1</p> 	<p>Fabric 1 Cut 8 squares 1 7/8" and bisect on one diagonal</p>
<p>2</p> 	<p>Fabric 2 Cut 4 rectangles 1 1/2" x 2 1/2"</p>
<p>3</p> 	<p>Fabric 3 Cut 4 squares 1 7/8" and bisect on one diagonal</p>
<p>4</p> 	<p>Fabric 4 Cut 1 square 1 1/2" Cut 4 squares 1 7/8" and bisect on one diagonal</p>

Red Cross



Make 8 of each set



Make 4

