


Puss in the Corner



12" finished quilt block

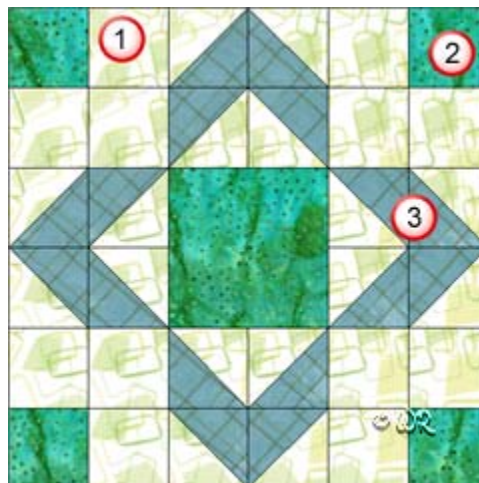
9" finished quilt block

6" finished quilt block

Patchwork Square

Free Quilt Block Pattern

Fabric Placement



Puss in the Corner

12" finished quilt block

How-to Notes



Bisect square on one diagonal



Bisect square on both diagonals

*All seam allowances are $\frac{1}{4}$ " unless noted otherwise

1



Background fabric 1

Cut 12 squares each $2\frac{1}{2}$ "
Cut 8 squares $2\frac{7}{8}$ " and bisect on one diagonal

2



Fabric 2

Cut centre square $4\frac{1}{2}$ "
Cut 4 squares each $2\frac{1}{2}$ "

3



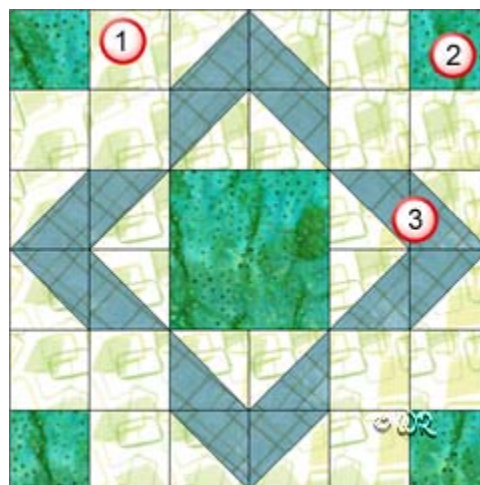
Fabric 3

Cut 8 squares $2\frac{7}{8}$ " and bisect on one diagonal

Patchwork Square

Free Quilt Block Pattern

Fabric Placement



Puss in the Corner

9" finished quilt block

How-to Notes



Bisect square on one diagonal



Bisect square on both diagonals

*All seam allowances are 1/4" unless noted otherwise

1



Background fabric 1

Cut 12 squares each 2"
Cut 8 squares 2 3/8" and bisect on one diagonal

2



Fabric 2

Cut centre square 3 1/2"
Cut 4 squares each 2"

3



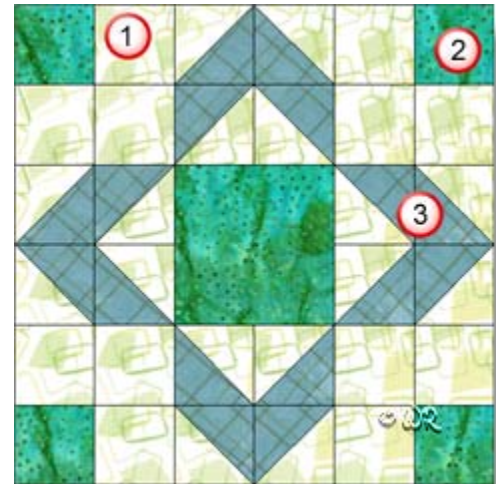
Fabric 3

Cut 8 squares 2 3/8" and bisect on one diagonal

Patchwork Square

Free Quilt Block Pattern

Fabric Placement



Puss in the Corner

6" finished quilt block

How-to Notes



Bisect square on one diagonal



Bisect square on both diagonals

*All seam allowances are $\frac{1}{4}$ " unless noted otherwise

1



Background fabric 1

Cut 12 squares each $1\frac{1}{2}$ "
Cut 8 squares $1\frac{7}{8}$ " and bisect on one diagonal

2



Fabric 2

Cut centre square $2\frac{1}{2}$ "
Cut 4 squares each $1\frac{1}{2}$ "

3



Fabric 3

Cut 8 squares $1\frac{7}{8}$ " and bisect on one diagonal

Puss in the Corner

