


Patchwork Square

Free Quilt Block Pattern

Plaid



15" finished quilt block

10" finished quilt block

7 ½" finished quilt block

5" finished quilt block

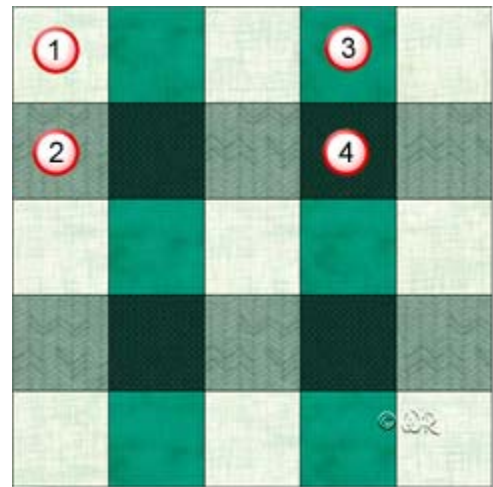
Patchwork Square

Free Quilt Block Pattern

Plaid

15" finished quilt block

Fabric Placement



How-to Notes



Bisect square on one diagonal



Bisect square on both diagonals

*All seam allowances are 1/4" unless noted otherwise

1



Fabric 1

Cut 9 squares 3 1/2"

2



Fabric 2

Cut 6 squares 3 1/2"

3



Fabric 3

Cut 6 squares 3 1/2"

4



Fabric 4

Cut 4 squares 3 1/2"

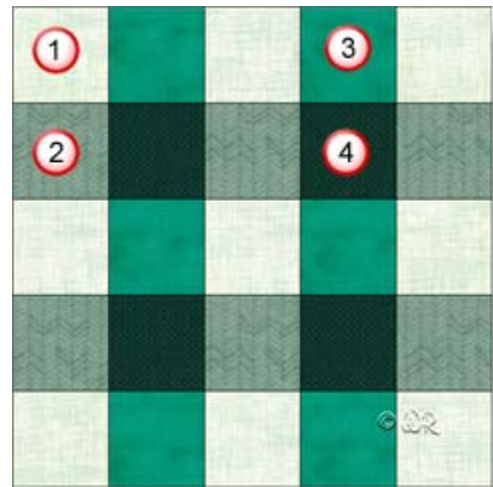
Patchwork Square

Free Quilt Block Pattern

Plaid

10" finished quilt block

Fabric Placement



How-to Notes



Bisect square on one diagonal



Bisect square on both diagonals

*All seam allowances are ¼" unless noted otherwise

1



Fabric 1

Cut 9 squares 2 ½"

2



Fabric 2

Cut 6 squares 2 ½"

3



Fabric 3

Cut 6 squares 2 ½"

4



Fabric 4

Cut 4 squares 2 ½"

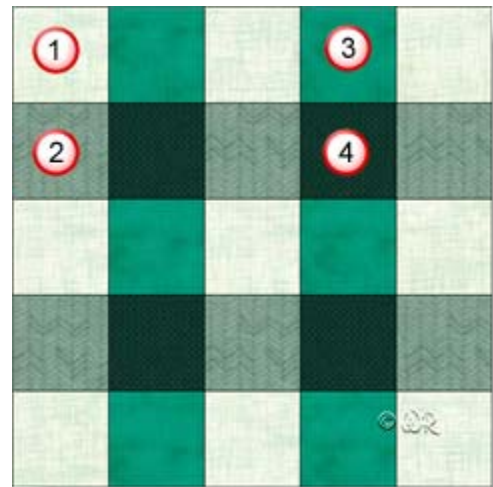
Patchwork Square

Free Quilt Block Pattern

Plaid

7 1/2" finished quilt block

Fabric Placement



How-to Notes



Bisect square on one diagonal



Bisect square on both diagonals

*All seam allowances are 1/4" unless noted otherwise

1



Fabric 1
Cut 9 squares 2 "

2



Fabric 2
Cut 6 squares 2 "

3



Fabric 3
Cut 6 squares 2 "

4



Fabric 4
Cut 4 squares 2 "

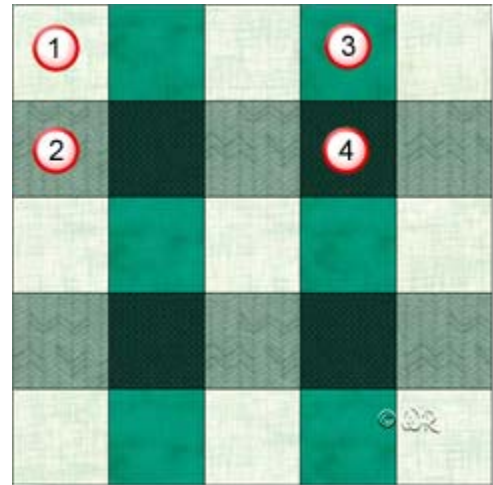
Patchwork Square

Free Quilt Block Pattern

Plaid

5" finished quilt block

Fabric Placement



How-to Notes



Bisect square on one diagonal



Bisect square on both diagonals

*All seam allowances are $\frac{1}{4}$ " unless noted otherwise

1



Fabric 1

Cut 9 squares $1\frac{1}{2}$ "

2



Fabric 2

Cut 6 squares $1\frac{1}{2}$ "

3



Fabric 3

Cut 6 squares $1\frac{1}{2}$ "

4



Fabric 4


Cut 4 squares $1\frac{1}{2}$ "

Patchwork Square

Free Quilt Block Pattern

Plaid

Method



Make 2 of each combination



Make 2



Make 2

