


Patchwork Square

Free Quilt Block Pattern

Paradox



12" finished quilt block

9" finished quilt block

6" finished quilt block

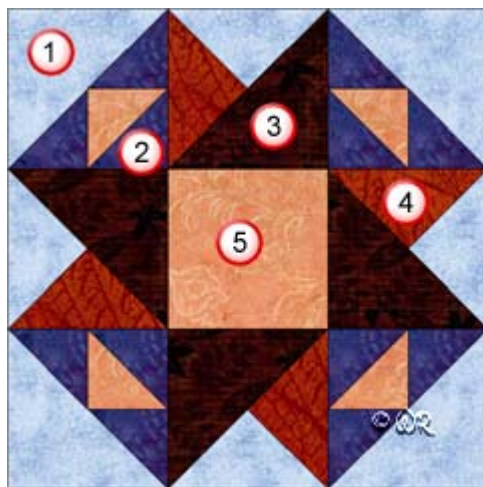
Patchwork Square

Free Quilt Block Pattern

Paradox

12" finished quilt block

Fabric Placement



How-to Notes



Bisect square on one diagonal



Bisect square on both diagonals

*All seam allowances are $\frac{1}{4}$ " unless noted otherwise

1



Fabric 1

Cut 2 squares $4 \frac{7}{8}$ " and bisect on one diagonal
Cut 1 square $5 \frac{1}{4}$ " and bisect on both diagonals

2



Fabric 2

Cut 6 squares $2 \frac{7}{8}$ " and bisect on one diagonal

3



Fabric 3

Cut 2 squares $4 \frac{7}{8}$ " and bisect on one diagonal

4



Fabric 4

Cut 1 square $5 \frac{1}{4}$ " and bisect on both diagonals

5



Fabric 5

Cut 2 squares $2 \frac{7}{8}$ " and bisect on one diagonal
Cut centre square $4 \frac{1}{2}$ "

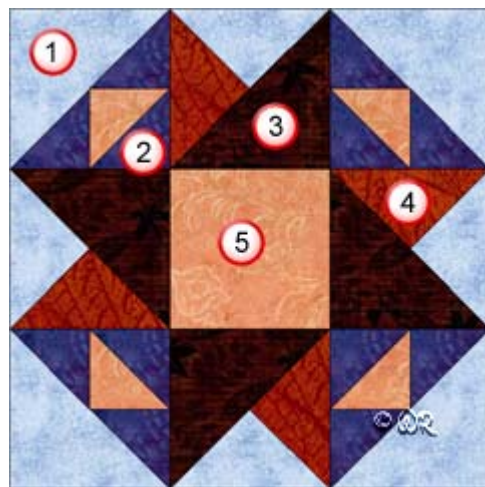
Patchwork Square

Free Quilt Block Pattern

Paradox

9" finished quilt block

Fabric Placement



How-to Notes



Bisect square on one diagonal



Bisect square on both diagonals

*All seam allowances are 1/4" unless noted otherwise

1



Fabric 1

Cut 2 squares 3 7/8" and bisect on one diagonal
Cut 1 square 4 1/4" and bisect on both diagonals

2



Fabric 2

Cut 6 squares 2 3/8" and bisect on one diagonal

3



Fabric 3

Cut 2 squares 3 7/8" and bisect on one diagonal

4



Fabric 4

Cut 1 square 4 1/4" and bisect on both diagonals

5



Fabric 5

Cut 2 squares 2 3/8" and bisect on one diagonal
Cut centre square 3 1/2"

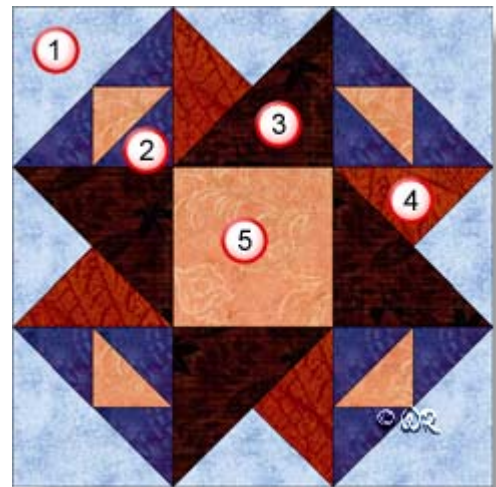
Patchwork Square

Free Quilt Block Pattern

Paradox

6" finished quilt block

Fabric Placement



How-to Notes




Bisect square on one diagonal



Bisect square on both diagonals


*All seam allowances are 1/4" unless noted otherwise

1		Fabric 1 Cut 2 squares 2 7/8" and bisect on one diagonal Cut 1 square 3 1/4" and bisect on both diagonals
2		Fabric 2 Cut 6 squares 1 7/8" and bisect on one diagonal
3		Fabric 3 Cut 2 squares 2 7/8" and bisect on one diagonal
4		Fabric 4 Cut 1 square 3 1/4" and bisect on both diagonals
5		Fabric 5 Cut 2 squares 1 7/8" and bisect on one diagonal Cut centre square 2 1/2"


Patchwork Square

Free Quilt Block Pattern

Paradox



Make 4



Make 4

Make 4

