


## Pall Mall



12" finished quilt block  
9" finished quilt block  
8" finished quilt block  
6" finished quilt block

Fabric Placement



## Pall Mall

12" finished quilt block

### How-to Notes




Bisect square on one diagonal



Bisect square on both diagonals

\*All seam allowances are 1/4" unless noted otherwise

**1**



#### Background fabric 1

Cut 4 squares 3 1/2"

Cut 2 squares 3 7/8" and bisect on one diagonal

**2**



#### Fabric 2

Cut 4 squares 3 1/2"

Cut 2 squares 3 7/8" and bisect on one diagonal

**3**




#### Fabric 3

Cut 4 squares 3 7/8" and bisect on one diagonal

# Patchwork Square

Free Quilt Block Pattern

Fabric Placement



## Pall Mall

9" finished quilt block

### How-to Notes




Bisect square on one diagonal



Bisect square on both diagonals

\*All seam allowances are 1/4" unless noted otherwise

**1**



**Background fabric 1**

Cut 4 squares 2 3/4"

Cut 2 squares 3 1/8" and bisect on one diagonal

**2**



**Fabric 2**

Cut 4 squares 2 3/4"

Cut 2 squares 3 1/8" and bisect on one diagonal


**3**



**Fabric 3**

Cut 4 squares 3 1/8" and bisect on one diagonal

Fabric Placement



## Pall Mall

8" finished quilt block

### How-to Notes



Bisect square on one diagonal



Bisect square on both diagonals

\*All seam allowances are 1/4" unless noted otherwise

**1**



#### Background fabric 1

Cut 4 squares 2 1/2"

Cut 2 squares 2 7/8" and bisect on one diagonal

**2**



#### Fabric 2

Cut 4 squares 2 1/2"

Cut 2 squares 2 7/8" and bisect on one diagonal


**3**



#### Fabric 3

Cut 4 squares 2 7/8" and bisect on one diagonal

Fabric Placement



## Pall Mall

6" finished quilt block

### How-to Notes






Bisect square on one diagonal



Bisect square on both diagonals

\*All seam allowances are 1/4" unless noted otherwise

<b>1</b>		<p><b>Background fabric 1</b></p> <p>Cut 4 squares 2 "</p> <p>Cut 2 squares 2 3/8" and bisect on one diagonal</p>
<b>2</b>		<p><b>Fabric 2</b></p> <p>Cut 4 squares 2 "</p> <p>Cut 2 squares 2 3/8" and bisect on one diagonal</p>
<b>3</b>		<p><b>Fabric 3</b></p> <p>Cut 4 squares 2 3/8" and bisect on one diagonal</p>

## Pall Mall

