

Old Fan



12" finished quilt block

8" finished quilt block

6" finished quilt block


Patchwork Square

Free Quilt Block Pattern

Old Fan

12" finished quilt block

Fabric Placement



How-to Notes



Bisect square on one diagonal



Bisect square on both diagonals

*All seam allowances are $\frac{1}{4}$ " unless noted otherwise

1



Background fabric 1

Cut 4 squares $3\frac{1}{2}$ "
Cut 2 squares $3\frac{7}{8}$ " and bisect on one diagonal


2



Focal fabric 2

Cut one square $7\frac{1}{4}$ " and bisect on both diagonals

3



Corner squares 3

Cut 4 squares $3\frac{1}{2}$ "

4



Accent fabric 4

Cut 2 squares $3\frac{7}{8}$ " and bisect on one diagonal


Patchwork Square

Free Quilt Block Pattern

Old Fan

8" finished quilt block

Fabric Placement



How-to Notes



Bisect square on one diagonal



Bisect square on both diagonals

*All seam allowances are $\frac{1}{4}$ " unless noted otherwise

1



Background fabric 1

Cut 4 squares $2\frac{1}{2}$ "
Cut 2 squares $2\frac{7}{8}$ " and bisect on one diagonal


2



Focal fabric 2

Cut one square $5\frac{1}{4}$ " and bisect on both diagonals

3



Corner squares 3

Cut 4 squares $2\frac{1}{2}$ "

4



Accent fabric 4

Cut 2 squares $2\frac{7}{8}$ " and bisect on one diagonal

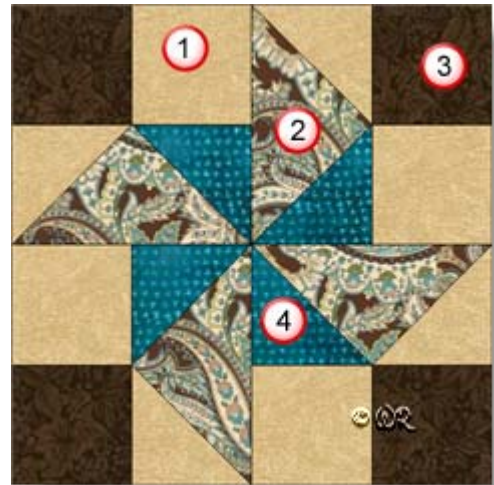
Patchwork Square

Free Quilt Block Pattern

Old Fan

6" finished quilt block

Fabric Placement



How-to Notes



Bisect square on one diagonal



Bisect square on both diagonals

*All seam allowances are 1/4" unless noted otherwise

1



Background fabric 1

Cut 4 squares 2 "
Cut 2 squares 2 3/8 " and bisect on one diagonal


2



Focal fabric 2

Cut one square 4 1/4" and bisect on both diagonals

3



Corner squares 3

Cut 4 squares 2 "


4



Accent fabric 4

Cut 2 squares 2 3/8 " and bisect on one diagonal

Old Fan



Make 4



Make 4



Old Fan

Sample Quilt Layouts

