

Ohio Star in Flight



12" finished quilt block

9" finished quilt block

6" finished quilt block

Fabric Placement



Ohio Star in Flight

12" finished quilt block

How-to Notes








Bisect square on one diagonal



Bisect square on both diagonals

*All seam allowances are 1/4" unless noted otherwise

1		<p>Background fabric 1</p> <p>Cut 8 squares 2 7/8" and bisect on one diagonal</p>
2		<p>Fabric 2</p> <p>Cut 2 squares 5 1/4" and bisect on both diagonals</p>
3		<p>Fabric 3</p> <p>Cut 2 squares 5 1/4" and bisect on both diagonals</p>
4		<p>Fabric 4</p> <p>Cut 2 squares 2 7/8" and bisect on one diagonal</p> <p>Cut 1 square 5 1/4" and bisect on both diagonals</p>
5		<p>Fabric 5</p> <p>Cut 1 square 3 3/8"</p> <p>Cut 1 square 5 1/4" and bisect on both diagonals</p>

Fabric Placement



Ohio Star in Flight

9" finished quilt block

How-to Notes








Bisect square on one diagonal



Bisect square on both diagonals

*All seam allowances are 1/4" unless noted otherwise

1		<p>Background fabric 1</p> <p>Cut 8 squares 2 3/8" and bisect on one diagonal</p>
2		<p>Fabric 2</p> <p>Cut 2 squares 4 1/4" and bisect on both diagonals</p>
3		<p>Fabric 3</p> <p>Cut 2 squares 4 1/4" and bisect on both diagonals</p>
4		<p>Fabric 4</p> <p>Cut 2 squares 2 3/8" and bisect on one diagonal</p> <p>Cut 1 square 4 1/4" and bisect on both diagonals</p>
5		<p>Fabric 5</p> <p>Cut 1 square 2 5/8"</p> <p>Cut 1 square 4 1/4" and bisect on both diagonals</p>

Fabric Placement



Ohio Star in Flight

6" finished quilt block

How-to Notes








Bisect square on one diagonal

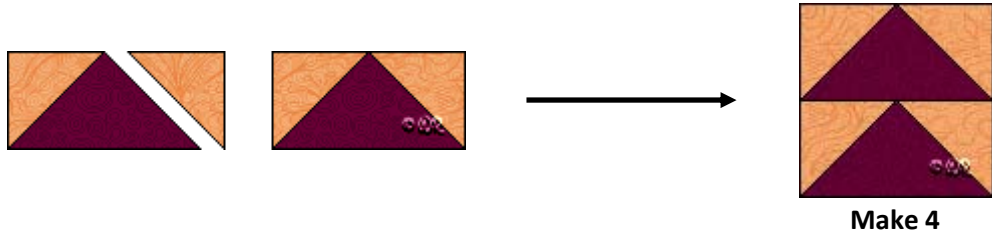


Bisect square on both diagonals

*All seam allowances are 1/4" unless noted otherwise

1		<p>Background fabric 1</p> <p>Cut 8 squares 1 7/8" and bisect on one diagonal</p>
2		<p>Fabric 2</p> <p>Cut 2 squares 3 1/4" and bisect on both diagonals</p>
3		<p>Fabric 3</p> <p>Cut 2 squares 3 1/4" and bisect on both diagonals</p>
4		<p>Fabric 4</p> <p>Cut 2 squares 1 7/8" and bisect on one diagonal Cut 1 square 3 1/4" and bisect on both diagonals</p>
5		<p>Fabric 5</p> <p>Cut 1 square 1-15/16" Cut 1 square 3 1/4" and bisect on both diagonals</p>

Ohio Star in Flight



Ohio Star in Flight

Sample Quilt Layouts

