


## Northumberland Star



16" finished quilt block

12" finished quilt block

8" finished quilt block

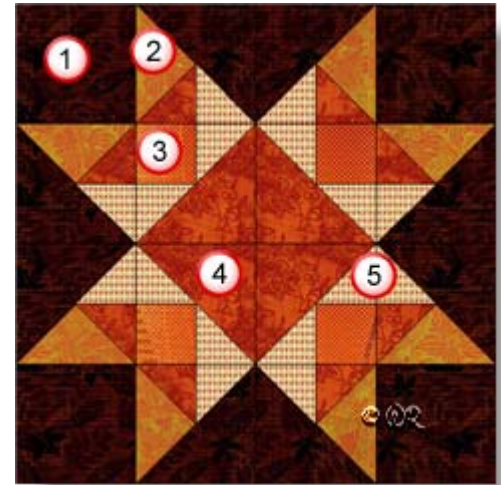
# Patchwork Square

Free Quilt Block Pattern

## Northumberland Star

16" finished quilt block

Fabric Placement



### How-to Notes








Bisect square on one diagonal



Bisect square on both diagonals

\*All seam allowances are 1/4" unless noted otherwise

<b>1</b>		<b>Background fabric 1</b> Cut 4 squares 4 1/2" Cut 4 squares 4 7/8" and bisect on one diagonal
<b>2</b>		<b>Fabric 2</b> Cut 2 squares 5 1/4" and bisect on both diagonals
<b>3</b>		<b>Fabric 3</b> Cut 4 squares 2 1/2"
<b>4</b>		<b>Fabric 4</b> Cut 4 squares 2 7/8" and bisect on one diagonal Cut 2 squares 4 7/8" and bisect on one diagonal
<b>5</b>		<b>Fabric 5</b> Cut 8 squares 2 7/8" and bisect on one diagonal

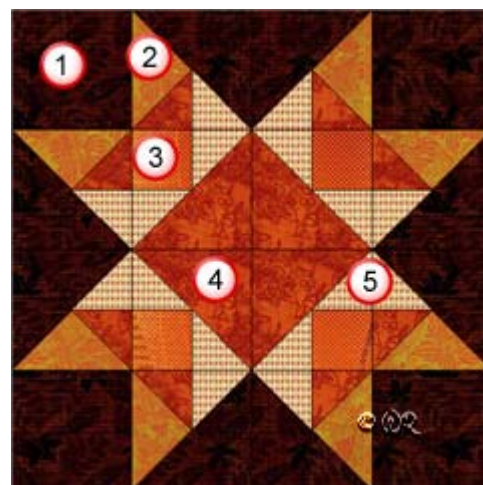
# Patchwork Square

Free Quilt Block Pattern

## Northumberland Star

12" finished quilt block

Fabric Placement



### How-to Notes








Bisect square on one diagonal



Bisect square on both diagonals

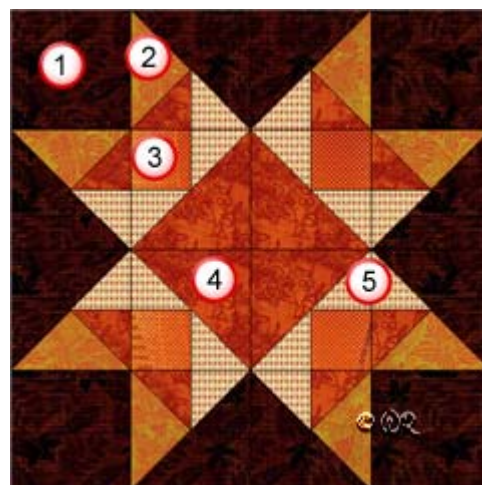
\*All seam allowances are 1/4" unless noted otherwise

<b>1</b>		<b>Background fabric 1</b> Cut 4 squares 3 1/2" Cut 4 squares 3 7/8" and bisect on one diagonal
<b>2</b>		<b>Fabric 2</b> Cut 2 squares 4 1/4" and bisect on both diagonals
<b>3</b>		<b>Fabric 3</b> Cut 4 squares 2"
<b>4</b>		<b>Fabric 4</b> Cut 4 squares 2 3/8" and bisect on one diagonal Cut 2 squares 3 7/8" and bisect on one diagonal
<b>5</b>		<b>Fabric 5</b> Cut 8 squares 2 3/8" and bisect on one diagonal

## Northumberland Star

8" finished quilt block

Fabric Placement



### How-to Notes








Bisect square on one diagonal



Bisect square on both diagonals

\*All seam allowances are  $\frac{1}{4}$ " unless noted otherwise

<b>1</b>		<b>Background fabric 1</b> Cut 4 squares $2\frac{1}{2}$ " Cut 4 squares $2\frac{7}{8}$ " and bisect on one diagonal
<b>2</b>		<b>Fabric 2</b> Cut 2 squares $3\frac{1}{4}$ " and bisect on both diagonals
<b>3</b>		<b>Fabric 3</b> Cut 4 squares $1\frac{1}{2}$ "
<b>4</b>		<b>Fabric 4</b> Cut 4 squares $1\frac{7}{8}$ " and bisect on one diagonal Cut 2 squares $2\frac{7}{8}$ " and bisect on one diagonal
<b>5</b>		<b>Fabric 5</b> Cut 8 squares $1\frac{7}{8}$ " and bisect on one diagonal

## Northumberland Star

