


Nine Patch Star



15" finished quilt block

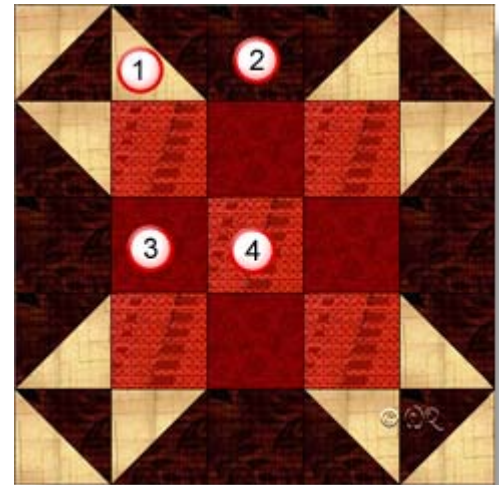
10" finished quilt block

5" finished quilt block

Patchwork Square

Free Quilt Block Pattern

Fabric Placement



Nine Patch Star

15" finished quilt block

How-to Notes



Bisect square on one diagonal



Bisect square on both diagonals

*All seam allowances are $\frac{1}{4}$ " unless noted otherwise

1



Fabric 1

Cut 6 squares $3\frac{7}{8}$ " and bisect on one diagonal

2



Fabric 2

Cut 4 squares $3\frac{1}{2}$ "

Cut 6 squares $3\frac{7}{8}$ " and bisect on one diagonal

3



Fabric 3

Cut 4 squares $3\frac{1}{2}$ "

4



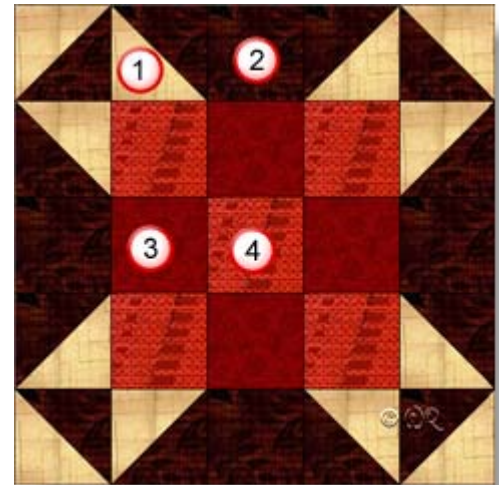
Fabric 4

Cut 5 squares $3\frac{1}{2}$ "

Patchwork Square

Free Quilt Block Pattern

Fabric Placement



Nine Patch Star

10" finished quilt block

How-to Notes



Bisect square on one diagonal



Bisect square on both diagonals

*All seam allowances are $\frac{1}{4}$ " unless noted otherwise

1



Fabric 1

Cut 6 squares $2\frac{7}{8}$ " and bisect on one diagonal

2



Fabric 2

Cut 4 squares $2\frac{1}{2}$ "

Cut 6 squares $2\frac{7}{8}$ " and bisect on one diagonal

3



Fabric 3

Cut 4 squares $2\frac{1}{2}$ "

4



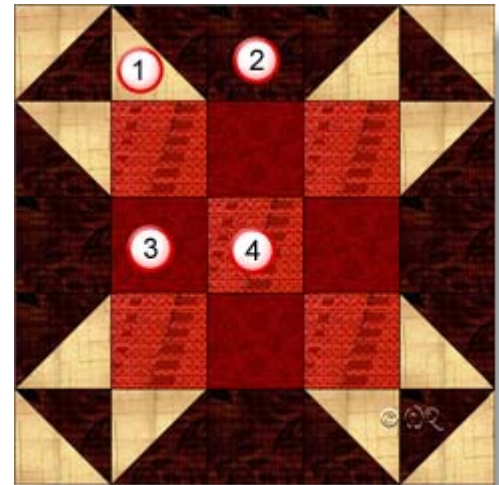
Fabric 4

Cut 5 squares $2\frac{1}{2}$ "

Patchwork Square

Free Quilt Block Pattern

Fabric Placement



Nine Patch Star

5" finished quilt block

How-to Notes



Bisect square on one diagonal



Bisect square on both diagonals

*All seam allowances are $\frac{1}{4}$ " unless noted otherwise

1



Fabric 1

Cut 6 squares $1\frac{7}{8}$ " and bisect on one diagonal

2



Fabric 2

Cut 4 squares $1\frac{1}{2}$ "

Cut 6 squares $1\frac{7}{8}$ " and bisect on one diagonal

3



Fabric 3

Cut 4 squares $1\frac{1}{2}$ "

4




Fabric 4

Cut 5 squares $1\frac{1}{2}$ "

Patchwork Square

Free Quilt Block Pattern





Nine Patch Star



Make 12



Make 4



Make 4

