


Nine Patch Road



12" finished quilt block

9" finished quilt block

Nine Patch Road

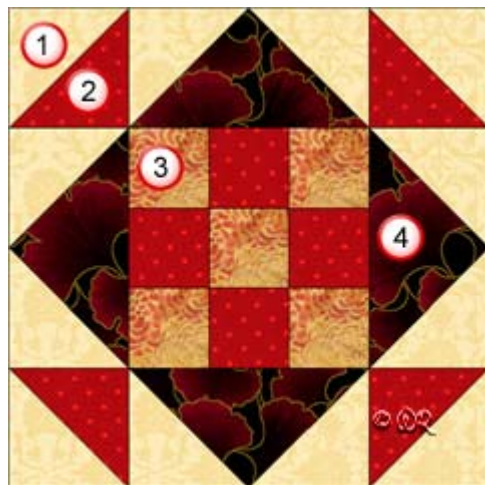
Sample Quilt Layouts



Nine Patch Road

12" finished quilt block

Fabric Placement



How-to Notes



Bisect square on one diagonal



Bisect square on both diagonals

1



Background fabric 1

Cut 6 squares $3 \frac{7}{8}$ " and bisect on one diagonal

2



Fabric 2

Cut 4 squares $2 \frac{1}{2}$ "
Cut 2 squares $3 \frac{7}{8}$ " and bisect on one diagonal

3



Fabric 3

Cut 5 squares $2 \frac{1}{2}$ "

4



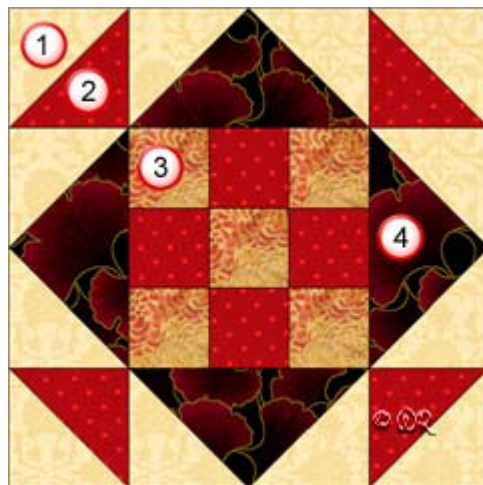
Fabric 4

Cut 1 square $7 \frac{1}{4}$ " and bisect on both diagonals

Nine Patch Road

9" finished quilt block

Fabric Placement



How-to Notes



Bisect square on one diagonal



Bisect square on both diagonals

1



Background fabric 1

Cut 6 squares $3 \frac{1}{8}$ " and bisect on one diagonal

2



Fabric 2

Cut 4 squares 2"

Cut 2 squares $3 \frac{1}{8}$ " and bisect on one diagonal

3



Fabric 3

Cut 5 squares 2"

4



Fabric 4

Cut 1 square $5 \frac{3}{4}$ " and bisect on both diagonals

Nine Patch Road

