


## Nine Patch Album



**12" finished quilt block**

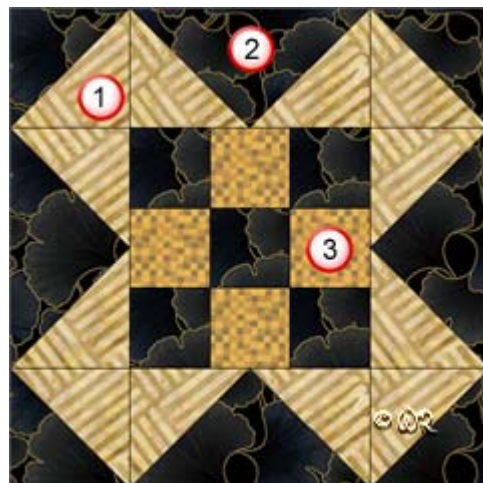
**9" finished quilt block**

# Nine Patch Album

## Sample Quilt Layouts



Fabric Placement



## Nine Patch Album

12" finished quilt block

### How-to Notes




Bisect square on one diagonal



Bisect square on both diagonals

\*All seam allowances are 1/4" unless noted otherwise

**1**



**Fabric 1**

Cut 6 squares 3 7/8" and bisect on one diagonal

**2**



**Fabric 2**

Cut 2 squares 3 7/8" and bisect on one diagonal  
Cut 1 square 7 1/4" and bisect on both diagonals  
Cut 5 squares 2 1/2"

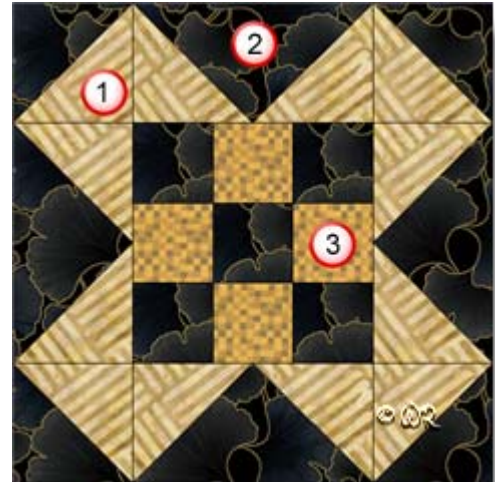
**3**



**Fabric 3**

Cut 4 squares 2 1/2"

Fabric Placement



## Nine Patch Album

9" finished quilt block

### How-to Notes



Bisect square on one diagonal



Bisect square on both diagonals

\*All seam allowances are 1/4" unless noted otherwise

**1**



#### Fabric 1

Cut 6 squares 3 1/8" and bisect on one diagonal

**2**



#### Fabric 2

Cut 2 squares 3 1/8" and bisect on one diagonal  
Cut 1 square 5 3/4" and bisect on both diagonals  
Cut 5 squares 2"

**3**



#### Fabric 3

Cut 4 squares 2"

## Nine Patch Album

