

Nelson's Victory



12" finished quilt block

8" finished quilt block

6" finished quilt block

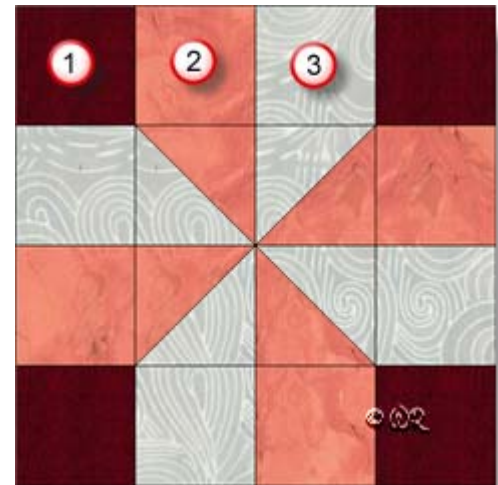
Patchwork Square

Free Quilt Block Pattern

Nelson's Victory

12" finished quilt block

Fabric Placement



How-to Notes



Bisect square on one diagonal



Bisect square on both diagonals

*All seam allowances are $\frac{1}{4}$ " and included in cutting measurements unless noted otherwise

1



Fabric 1

Cut 4 squares $3\frac{1}{2}$ "

2



Fabric 2

Cut 4 squares $3\frac{1}{2}$ "

Cut 2 squares $3\frac{7}{8}$ " and bisect on one diagonal

3



Fabric 3

Cut 4 squares $3\frac{1}{2}$ "

Cut 2 squares $3\frac{7}{8}$ " and bisect on one diagonal

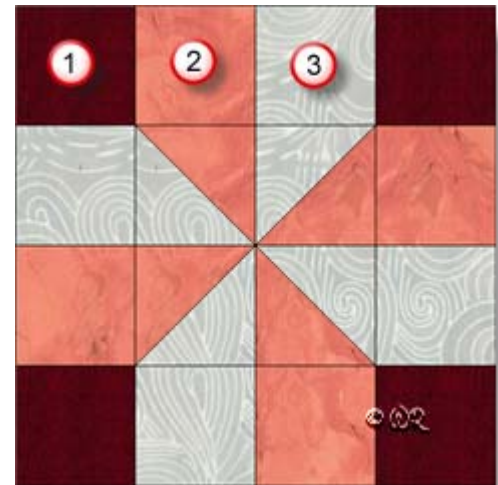
Patchwork Square

Free Quilt Block Pattern

Nelson's Victory

8" finished quilt block

Fabric Placement



How-to Notes



Bisect square on one diagonal



Bisect square on both diagonals

*All seam allowances are $\frac{1}{4}$ " and included in cutting measurements unless noted otherwise

1



Fabric 1

Cut 4 squares $2\frac{1}{2}$ "

2



Fabric 2

Cut 4 squares $2\frac{1}{2}$ "

Cut 2 squares $2\frac{7}{8}$ " and bisect on one diagonal

3



Fabric 3

Cut 4 squares $2\frac{1}{2}$ "

Cut 2 squares $2\frac{7}{8}$ " and bisect on one diagonal

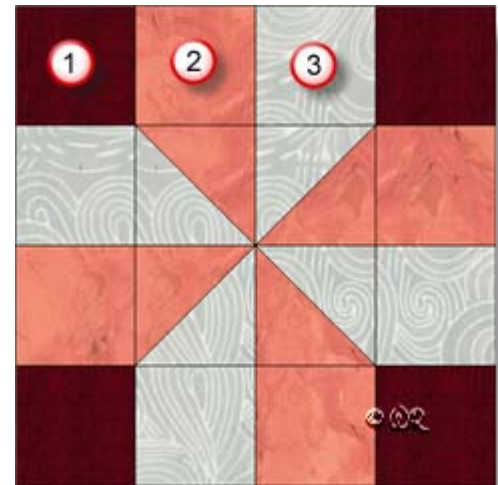
Patchwork Square

Free Quilt Block Pattern

Nelson's Victory

6" finished quilt block

Fabric Placement



How-to Notes



Bisect square on one diagonal



Bisect square on both diagonals

*All seam allowances are $\frac{1}{4}$ " and included in cutting measurements unless noted otherwise

1



Fabric 1

Cut 4 squares 2"

2



Fabric 2

Cut 4 squares 2"

Cut 2 squares $2\frac{3}{8}$ " and bisect on one diagonal

3



Fabric 3


Cut 4 squares 2"

Cut 2 squares $2\frac{3}{8}$ " and bisect on one diagonal

Nelson's Victory



Make 4



Make 4

