

# Patchwork Square

Free Quilt Block Pattern

## Napa Valley



12" finished quilt block

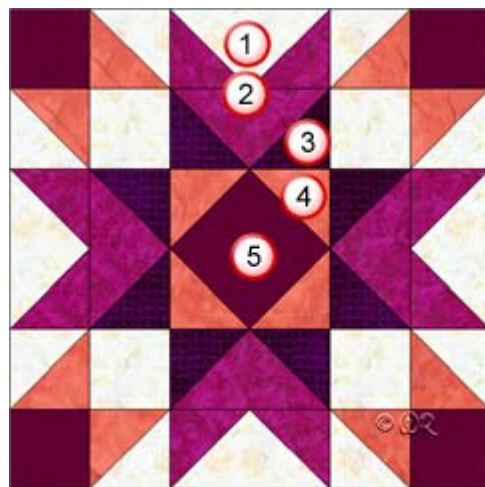
9" finished quilt block

6" finished quilt block

# Patchwork Square

Free Quilt Block Pattern

Fabric Placement



## Napa Valley

12" finished quilt block

### How-to Notes








Bisect square on one diagonal



Bisect square on both diagonals

\*All seam allowances are 1/4" unless noted otherwise

<b>1</b>		<p><b>Fabric 1</b></p> <p>Cut 4 squares 2 1/2"</p> <p>Cut 4 squares 2 7/8" and bisect on one diagonal</p> <p>Cut 1 square 5 1/4" and bisect on both diagonals</p>
<b>2</b>		<p><b>Fabric 2</b></p> <p>Cut 4 squares 2 7/8" and bisect on one diagonal</p> <p>Cut 1 square 5 1/4" and bisect on both diagonals</p>
<b>3</b>		<p><b>Fabric 3</b></p> <p>Cut 4 squares 2 7/8" and bisect on one diagonal</p>
<b>4</b>		<p><b>Fabric 4</b></p> <p>Cut 6 squares 2 7/8" and bisect on one diagonal</p>
<b>5</b>		<p><b>Fabric 5</b></p> <p>Cut 4 squares 2 1/2"</p> <p>Cut centre square 3 3/8"</p>

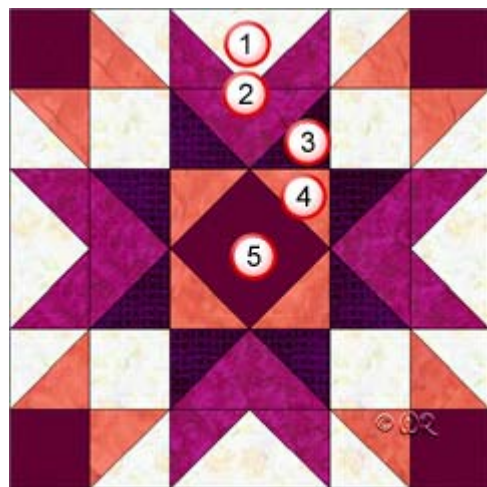
# Patchwork Square

Free Quilt Block Pattern

## Napa Valley

9" finished quilt block

Fabric Placement



### How-to Notes



Bisect square on one diagonal



Bisect square on both diagonals

\*All seam allowances are 1/4" unless noted otherwise

1



#### Fabric 1

Cut 4 squares 2"

Cut 4 squares 2 3/8" and bisect on one diagonal

Cut 1 square 4 1/4" and bisect on both diagonals

2



#### Fabric 2

Cut 4 squares 2 3/8" and bisect on one diagonal

Cut 1 square 4 1/4" and bisect on both diagonals


3



#### Fabric 3

Cut 4 squares 2 3/8" and bisect on one diagonal

4



#### Fabric 4

Cut 6 squares 2 3/8" and bisect on one diagonal

5



#### Fabric 5

Cut 4 squares 2"

Cut centre square 2 5/8"

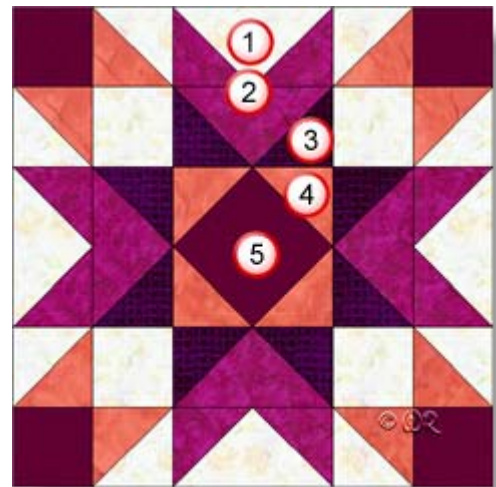
# Patchwork Square

Free Quilt Block Pattern

## Napa Valley

6" finished quilt block

Fabric Placement



### How-to Notes








Bisect square on one diagonal



Bisect square on both diagonals

\*All seam allowances are 1/4" unless noted otherwise

<b>1</b>		<p><b>Fabric 1</b></p> <p>Cut 4 squares 1 1/2"</p> <p>Cut 4 squares 1 7/8" and bisect on one diagonal</p> <p>Cut 1 square 3 1/4" and bisect on both diagonals</p>
<b>2</b>		<p><b>Fabric 2</b></p> <p>Cut 4 squares 1 7/8" and bisect on one diagonal</p> <p>Cut 1 square 3 1/4" and bisect on both diagonals</p>
<b>3</b>		<p><b>Fabric 3</b></p> <p>Cut 4 squares 1 7/8" and bisect on one diagonal</p>
<b>4</b>		<p><b>Fabric 4</b></p> <p>Cut 6 squares 1 7/8" and bisect on one diagonal</p>
<b>5</b>		<p><b>Fabric 5</b></p> <p>Cut 4 squares 1 1/2"</p> <p>Cut centre square 1-15/16"</p>

# Patchwork Square



Free Quilt Block Pattern

## Napa Valley

1




Make 8



Make 4

2



Make 1

3



Make 4 of each combination

Make 4

