


Miller's Daughter



15" finished quilt block

10" finished quilt block

5" finished quilt block


Patchwork Square

Free Quilt Block Pattern

Miller's Daughter

15" finished quilt block

Fabric Placement



How-to Notes



Bisect square on one diagonal



Bisect square on both diagonals

*All seam allowances are $\frac{1}{4}$ " and included in cutting measurements unless noted otherwise

1



Fabric 1

Cut 8 squares $3\frac{1}{2}$ "
Cut 4 squares $3\frac{7}{8}$ " and bisect on one diagonal

2



Fabric 2

Cut 4 squares $3\frac{7}{8}$ " and bisect on one diagonal

3



Fabric 3

Cut 4 squares $3\frac{1}{2}$ "

4



Fabric 4

Cut 5 squares $3\frac{1}{2}$ "


Patchwork Square

Free Quilt Block Pattern

Miller's Daughter

10" finished quilt block

Fabric Placement



How-to Notes



Bisect square on one diagonal



Bisect square on both diagonals

*All seam allowances are 1/4" and included in cutting measurements unless noted otherwise

1



Fabric 1

Cut 8 squares 2 1/2"
Cut 4 squares 2 7/8" and bisect on one diagonal

2



Fabric 2

Cut 4 squares 2 7/8" and bisect on one diagonal

3



Fabric 3

Cut 4 squares 2 1/2"

4



Fabric 4

Cut 5 squares 2 1/2"


Patchwork Square

Free Quilt Block Pattern

Miller's Daughter

5" finished quilt block

Fabric Placement



How-to Notes



Bisect square on one diagonal



Bisect square on both diagonals

*All seam allowances are $\frac{1}{4}$ " and included in cutting measurements unless noted otherwise

1



Fabric 1

Cut 8 squares $1\frac{1}{2}$ "
Cut 4 squares $1\frac{7}{8}$ " and bisect on one diagonal

2



Fabric 2

Cut 4 squares $1\frac{7}{8}$ " and bisect on one diagonal

3



Fabric 3

Cut 4 squares $1\frac{1}{2}$ "

4



Fabric 4

Cut 5 squares $1\frac{1}{2}$ "


Patchwork Square

Free Quilt Block Pattern

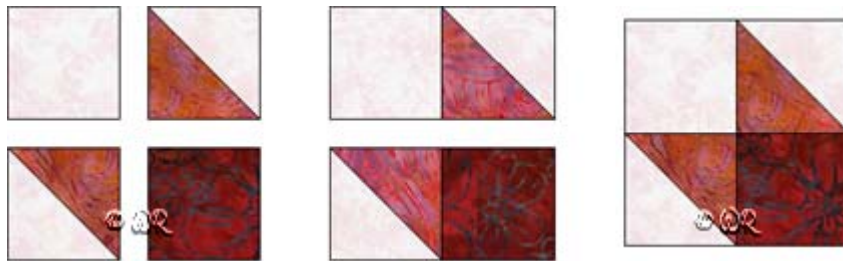
Miller's Daughter



Make 8



Make 4



Make 4

