


Love in the Mist



12" finished quilt block
9" finished quilt block
6" finished quilt block

Love in the Mist

12" finished quilt block

Fabric Placement



How-to Notes



Bisect square on one diagonal



Bisect square on both diagonals

*All seam allowances are $\frac{1}{4}$ " unless noted otherwise

1



Background fabric

Cut 4 squares $2\frac{1}{2}$ "

Cut 8 squares $2\frac{7}{8}$ " and bisect on one diagonal

2



Fabric 2

Cut 4 squares $2\frac{1}{2}$ "

Cut 4 squares $3\frac{3}{8}$ "

Cut 4 squares $2\frac{7}{8}$ " and bisect on one diagonal

3



Fabric 3

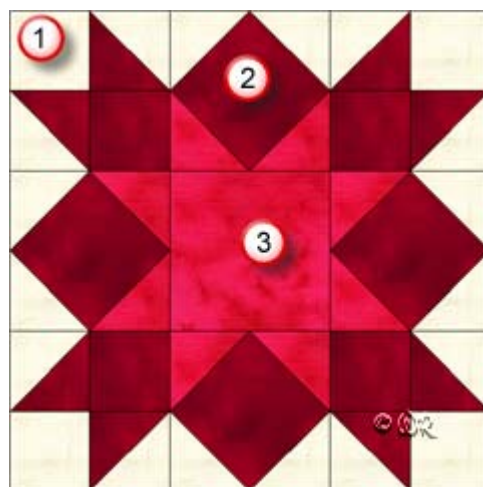
Cut 4 squares $2\frac{7}{8}$ " and bisect on one diagonal

Cut centre square $4\frac{1}{2}$ "

Love in the Mist

9" finished quilt block

Fabric Placement



How-to Notes




Bisect square on one diagonal



Bisect square on both diagonals

*All seam allowances are $\frac{1}{4}$ " unless noted otherwise

1



Background fabric

Cut 4 squares 2"

Cut 8 squares $2\frac{3}{8}$ " and bisect on one diagonal

2



Fabric 2

Cut 4 squares 2"

Cut 4 squares $2\frac{5}{8}$ "

Cut 4 squares $2\frac{3}{8}$ " and bisect on one diagonal

3



Fabric 3

Cut 4 squares $2\frac{3}{8}$ " and bisect on one diagonal

Cut centre square $3\frac{1}{2}$ "

Love in the Mist

6" finished quilt block

Fabric Placement



How-to Notes



Bisect square on one diagonal



Bisect square on both diagonals

*All seam allowances are $\frac{1}{4}$ " unless noted otherwise

1



Background fabric

Cut 4 squares $1\frac{1}{2}$ "

Cut 8 squares $1\frac{7}{8}$ " and bisect on one diagonal

2



Fabric 2

Cut 4 squares $1\frac{1}{2}$ "

Cut 4 squares $1\frac{15}{16}$ "

Cut 4 squares $1\frac{7}{8}$ " and bisect on one diagonal

3



Fabric 3

Cut 4 squares $1\frac{7}{8}$ " and bisect on one diagonal

Cut centre square $2\frac{1}{2}$ "

Love in the Mist

