

Lori's Star

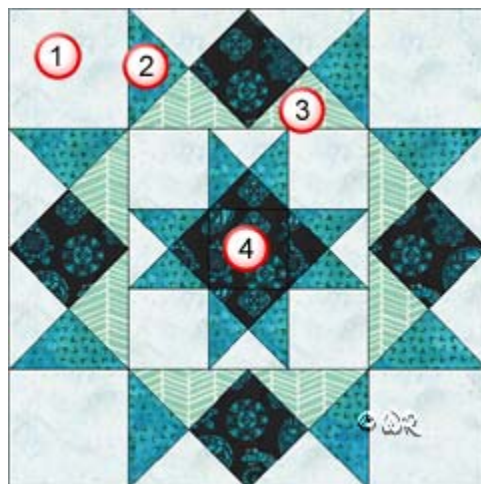


12" finished quilt block

Lori's Star

12" finished quilt block

Fabric Placement



How-to Notes



Bisect square on one diagonal



Bisect square on both diagonals

1



Background fabric 1

Cut 4 squares 3 1/2"

Cut 2 squares 4 1/4" and bisect on both diagonals

Cut 4 squares 2 1/2"

Cut 1 square 3 1/4" and bisect on both diagonals

2



Fabric 2

Cut 2 squares 4 1/4" and bisect on both diagonals

Cut 2 squares 3 1/4" and bisect on both diagonals

3



Fabric 3

Cut 2 squares 4 1/4" and bisect on both diagonals

4






Fabric 4

Cut 4 squares 2 5/8"

Cut 1 square 2 1/2"

Cut 1 square 3 1/4" and bisect on both diagonals



Lori's Star

Sample Quilt Layouts

