


Little Boat



12" finished quilt block
8" finished quilt block
6" finished quilt block

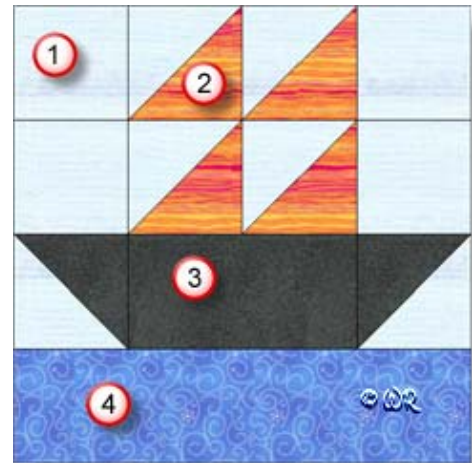
Patchwork Square

Free Quilt Block Pattern

Little Boat

12" finished quilt block

Fabric Placement



How-to Notes







Bisect square on one diagonal



Bisect square on both diagonals

*All seam allowances are 1/4" unless noted otherwise

1		<p>Background fabric 1 - "Sky"</p> <p>Cut 4 squares 3 1/2"</p> <p>Cut 3 squares 3 7/8" and bisect on one diagonal</p>
2		<p>Fabric 2 - "Sails"</p> <p>Cut 2 squares 3 7/8" and bisect on one diagonal</p>
3		<p>Fabric 3 - "Boat"</p> <p>Cut 1 square 3 7/8" and bisect on one diagonal</p> <p>Cut 1 rectangle 3 1/2" x 6 1/2"</p>
4		<p>Fabric 4 - "Water"</p> <p>Cut 1 rectangle 3 1/2" x 12 1/2"</p>

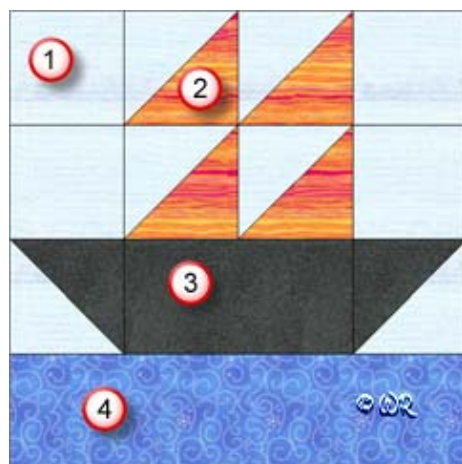
Patchwork Square

Free Quilt Block Pattern

Little Boat

8" finished quilt block

Fabric Placement



How-to Notes







Bisect square on one diagonal



Bisect square on both diagonals

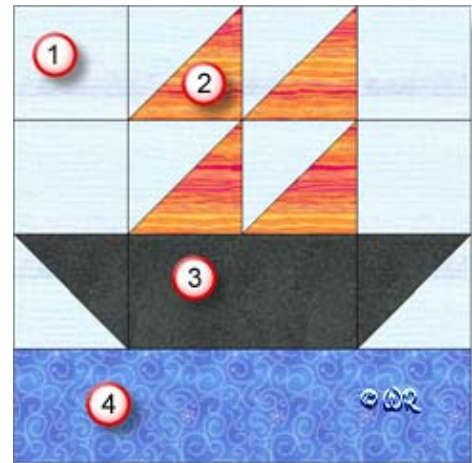
*All seam allowances are $\frac{1}{4}$ " unless noted otherwise

1		<p>Background fabric 1 - "Sky"</p> <p>Cut 4 squares $2\frac{1}{2}$"</p> <p>Cut 3 squares $2\frac{7}{8}$" and bisect on one diagonal</p>
2		<p>Fabric 2 - "Sails"</p> <p>Cut 2 squares $2\frac{7}{8}$" and bisect on one diagonal</p>
3		<p>Fabric 3 - "Boat"</p> <p>Cut 1 square $2\frac{7}{8}$" and bisect on one diagonal</p> <p>Cut 1 rectangle $2\frac{1}{2}$" x $4\frac{1}{2}$"</p>
4		<p>Fabric 4 - "Water"</p> <p>Cut 1 rectangle $2\frac{1}{2}$" x $8\frac{1}{2}$"</p>

Little Boat

6" finished quilt block

Fabric Placement



How-to Notes







Bisect square on one diagonal





Bisect square on both diagonals


*All seam allowances are $\frac{1}{4}$ " unless noted otherwise

1		<p>Background fabric 1 - "Sky" Cut 4 squares 2" Cut 3 squares $2\frac{3}{8}$" and bisect on one diagonal</p>
2		<p>Fabric 2 - "Sails" Cut 2 squares $2\frac{3}{8}$" and bisect on one diagonal</p>
3		<p>Fabric 3 - "Boat" Cut 1 square $2\frac{3}{8}$" and bisect on one diagonal Cut 1 rectangle 2" x $3\frac{1}{2}$"</p>
4		<p>Fabric 4 - "Water" Cut 1 rectangle 2" x $6\frac{1}{2}$"</p>


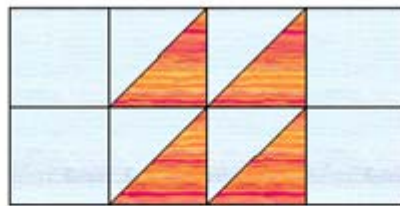

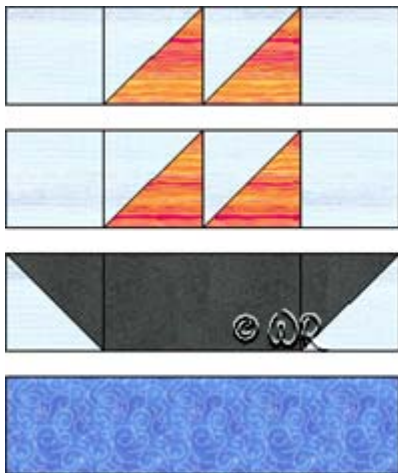
Little Boat



Make 4



Make 2



Little Boat

Sample Quilt Layouts

